

Primary Care for Transgender and Nonbinary People

Friday, May 13th & Saturday, May 14th

Online via Zoom and In-Person in Albuquerque, NM (public health & safety allowing)

A FREE Two-Day Symposium

for Physicians, Advanced Practitioners, Nurses, and others working in Primary Care

This training will teach providers about topics affecting the transgender and nonbinary community, and how they can better support their patients.

Earn up to 10.5 AMA PRA Category 1 Credits™!

Presenters include Johanna and Aydin Oson-Kennedy of Children's Hospital Los Angeles and the Los Angeles Gender Center, as well as New Mexico based providers.

Topics Include:

- ✧ Personal and Medical Experiences of Transgender & Nonbinary People
- ✧ Assessment of Youth and Adults
- ✧ Puberty Blockade and Hormone Therapy
- ✧ Trauma, Mental Health and Substance Use Concerns
- ✧ Reproductive and Sexual Health
- ✧ and More!

> **REGISTER NOW!** <

Questions? Email TransTrainingNM@gmail.com

Accreditation Statement: This activity has been planned and implemented in accordance with the accreditation requirements and policies of the New Mexico Medical Society (NMMS) through the joint providership of Presbyterian Healthcare Services and the New Mexico Sexual and Gender Minorities Health Collective.

Presbyterian Healthcare Services is accredited by the NMMS to provide continuing medical education for physicians.

AMA Credit Designation: Presbyterian Healthcare Services designates this live activity for a maximum of 10.5 AMA PRA Category 1 Credits™. Physicians should claim only the credit commensurate with the extent of their participation in the activity.

This training provided with support from:



New Mexico
Community Aids Partnership



United Way
of Central New Mexico



Primary Care for Transgender and Nonbinary Patients Symposium

Data Summary & Report

You may notice some inconsistencies with how data is provided. Here are some reasons for that:

- To ensure we captured individuals who only attended one day of the conference, we conducted separate evaluations each day. Combined evaluation data would be skewed because of attendee overlap.
- Reporting limitations within our system.
- Only a percentage of attendees responded to the evaluations.

Engaged Individuals

Total Registrants: 172

Total Unique Attendees: 103

Friday: 94

Saturday: 81

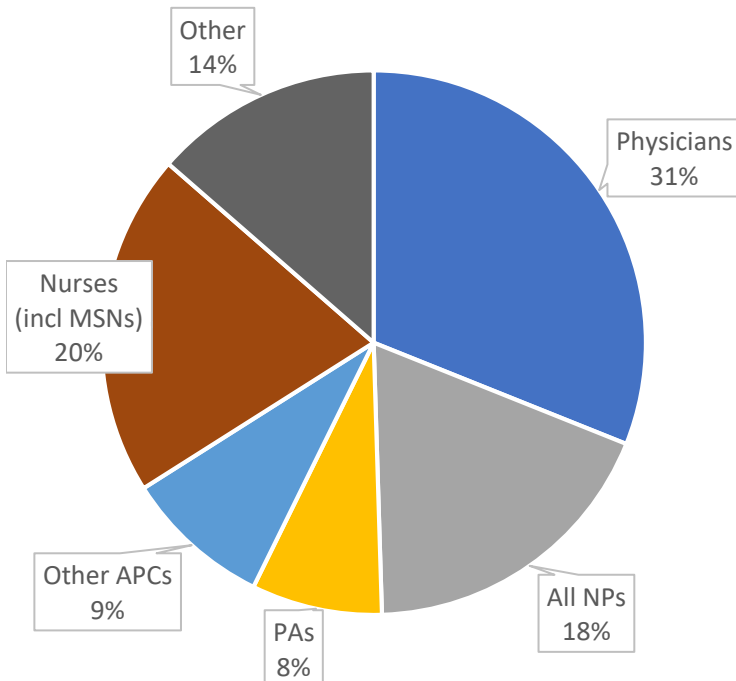
Evaluation Response:

Friday: 59 (63%)

Saturday: 57 (70%)

Attendance by Degree:

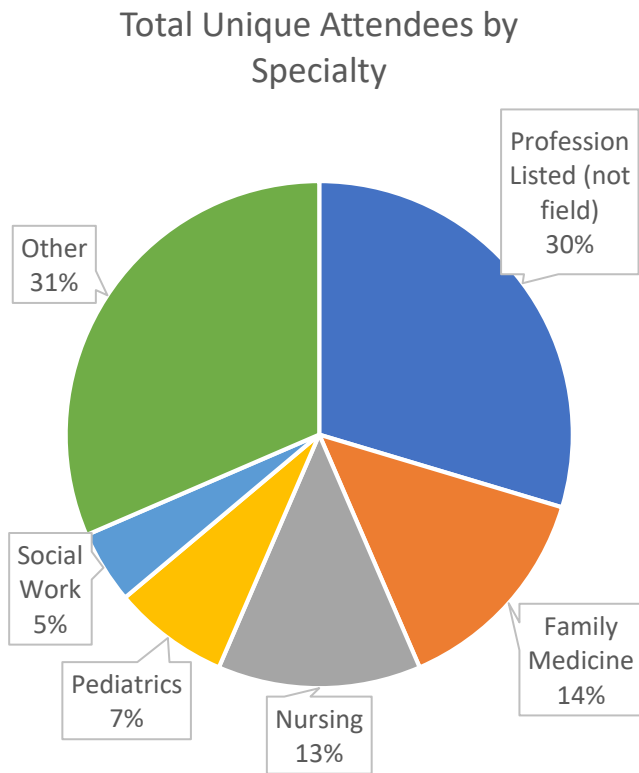
Total Unique Attendees by Degree



Degree Type	Total	Friday	Saturday
Physicians	30	26	27
Residents	2	2	1
All NPs	19	18	17
PAs	8	7	6
CNMs	2	2	2
Social Workers	6	5	5
Pharmacists & Techs	1	1	1
Nurses (incl MSNs)	21	19	16
Other	14	14	6
Total	103	94	81

Attendance by Specialty:

Note: This data is flawed because physicians can list specialty, but other fields may only be able to relist that field (ie NPs can list "Nurse Practitioner" as specialty).



Specialty	Total	Friday	Saturday
Adolescent Medicine	1	1	0
Athletic Trainer	1	1	0
Behavioral Medicine	1	1	1
Certified Nurse Midwife	2	2	2
Clinical Chaplain	1	1	1
Family Medicine	15	13	12
Humanities	1	1	1
Internal Medicine	3	2	2
Medicine/Pediatrics	1	1	1
Nurse Navigator	2	1	2
Nurse Practitioner	24	23	21
Nursing	14	14	10
Obstetrics and Gynecology	2	2	2
Other	7	7	2
Pediatrics	8	7	8
Pharmacology	1	1	1
Physician Assistant	8	7	6
Podiatry	1	0	1
Psychiatry, Child	2	2	2
Psychology	3	3	2
Social Work	5	4	4
Total	103	94	81

Attendance by Work Type:

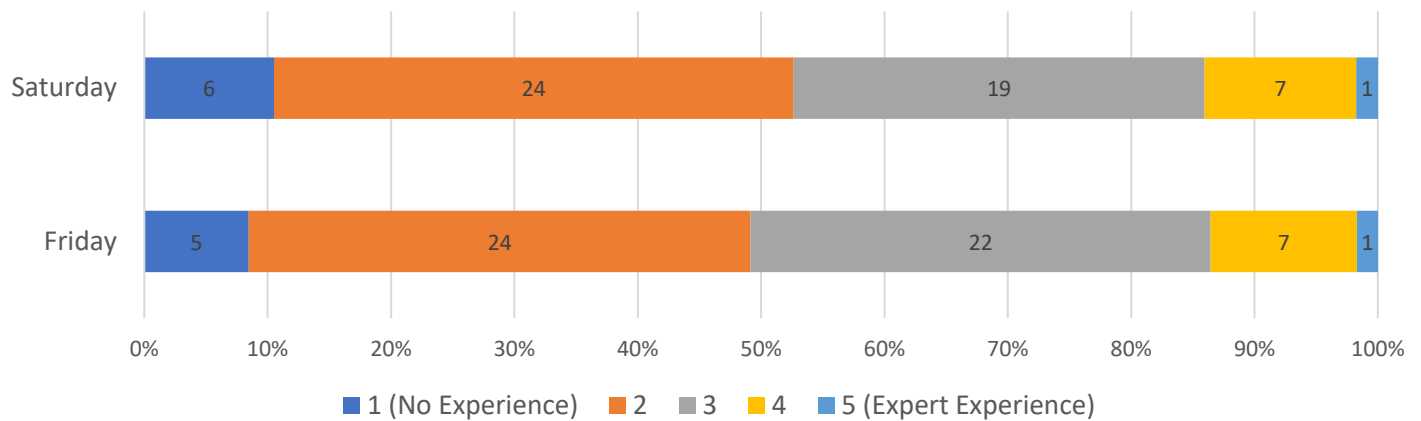
Captured in evaluations – only partial data

Relationship to Patients	Friday	Saturday
Clinical, Patient-facing	51 (86%)	51 (89%)
Non-clinical, Patient-facing	3	1
Clinical, Non-patient-facing	2	3
Non-clinical, Non-patient-facing Healthcare Employee	0	0
Not Healthcare-affiliated	1	1
School Nurse	1	1
Resource Nurse for School Nurses; occasionally with students/patients	1	0
Total Responses	59	57

Do you work in a Primary Care Setting?	Friday	Saturday
Yes	39 (66%)	39 (68%)
No	20 (34%)	18 (32%)
Total	59	57

Prior Experience Working with Trans & Nonbinary Patients:

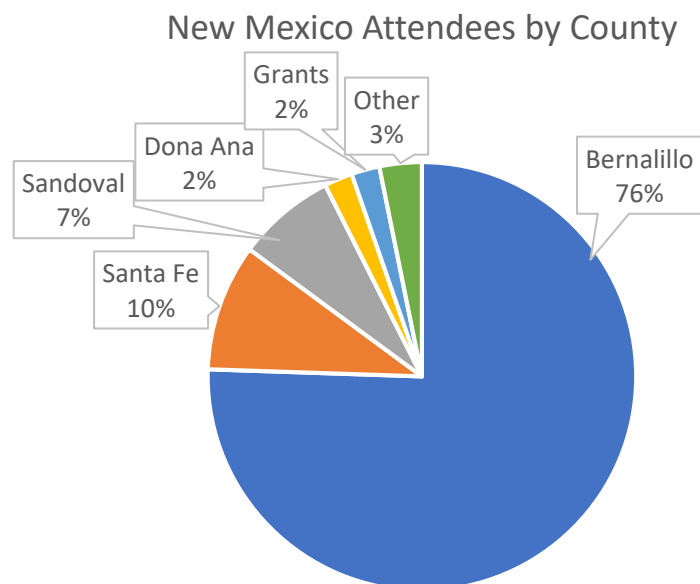
(Where 1 is no experience and 5 is expert-level experience)



Attendance by Location:

Only totals provided

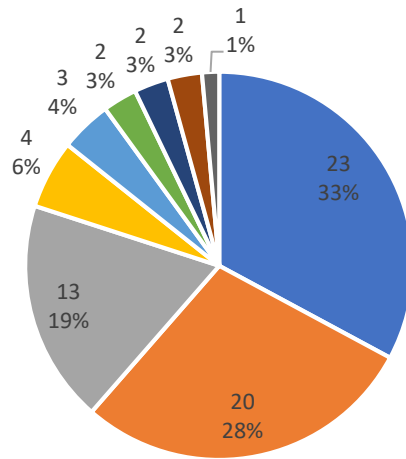
State	County	Count
Arizona	1 Apache	1
California	1 Los Angeles	1
Colorado	2 Garfield 1 Jefferson	1
Illinois	1 Kane	1
New Mexico	94 Bernalillo 2 Dona Ana 2 Grants 1 Los Alamos 1 Luna 1 San Juan 7 Sandoval 9 Santa Fe	71
Tennessee	1 Davidson	1
Texas	2 Comal 1 El Paso	1
Utah	1 Salt Lake	1
Total States:	8 Total Counties:	17



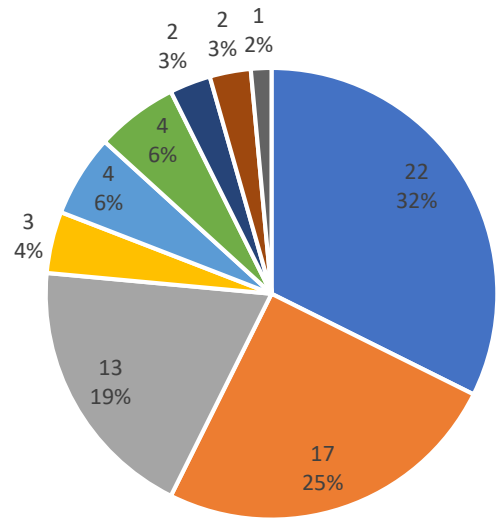
How did you hear about this activity?

- Email Marketing
- Colleague/Coworker
- Online via PresNet, The Campus, or cme.phs.org
- From a Member of the PHS LGBTQ Steering Committee
- Other
- Presbyterian Leadership
- Online via Social Media
- Manager/Supervisor
- Paper Flyer

Friday Attendees



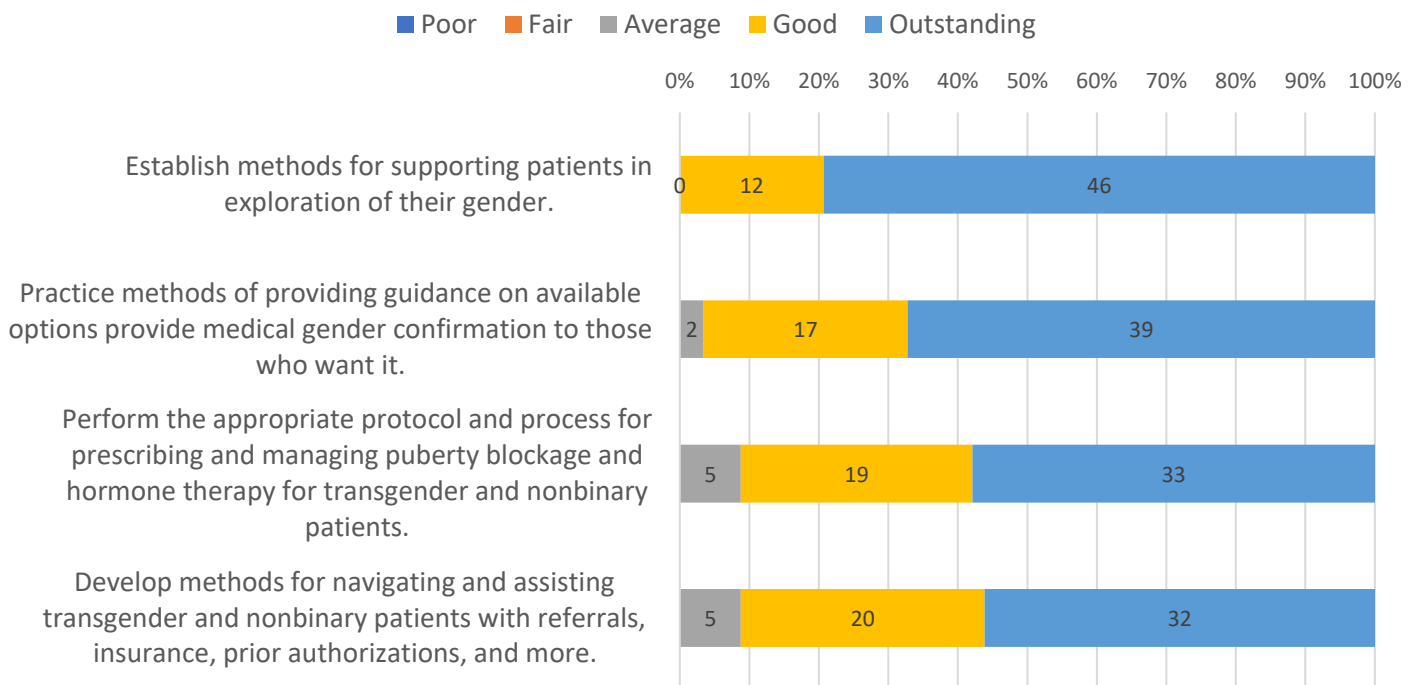
Saturday Attendees



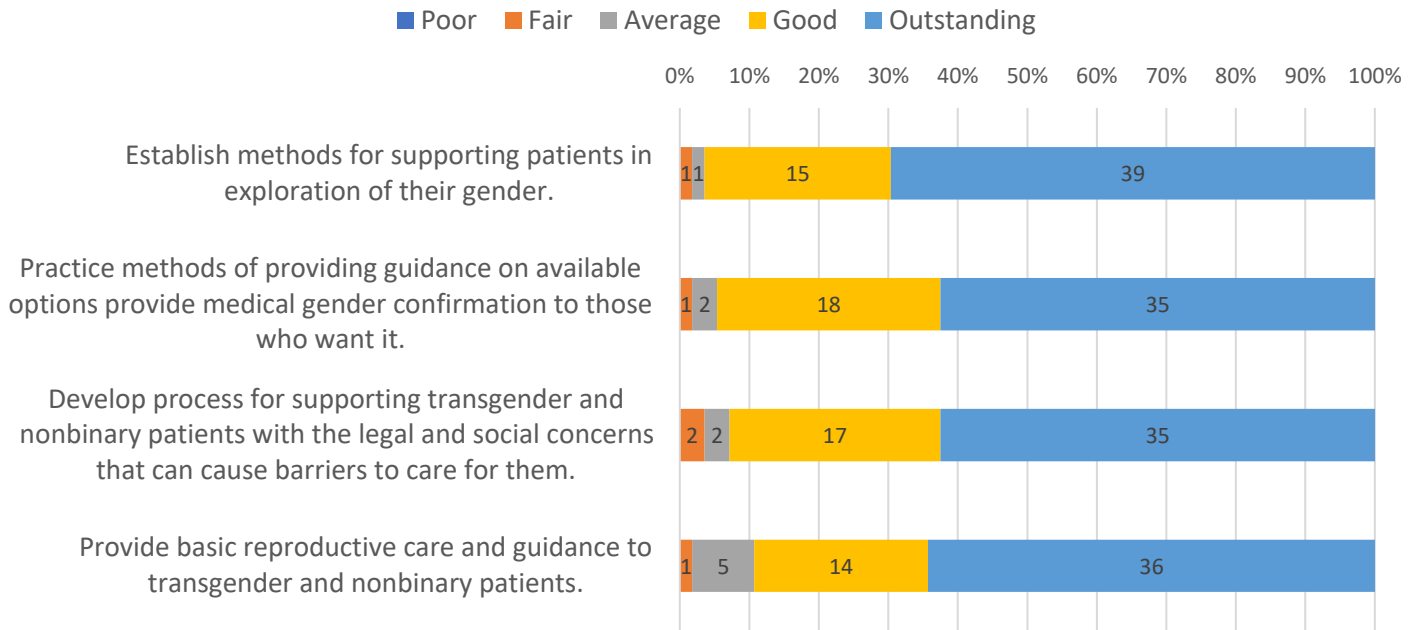
Evaluation Results

Success in Meeting Objectives

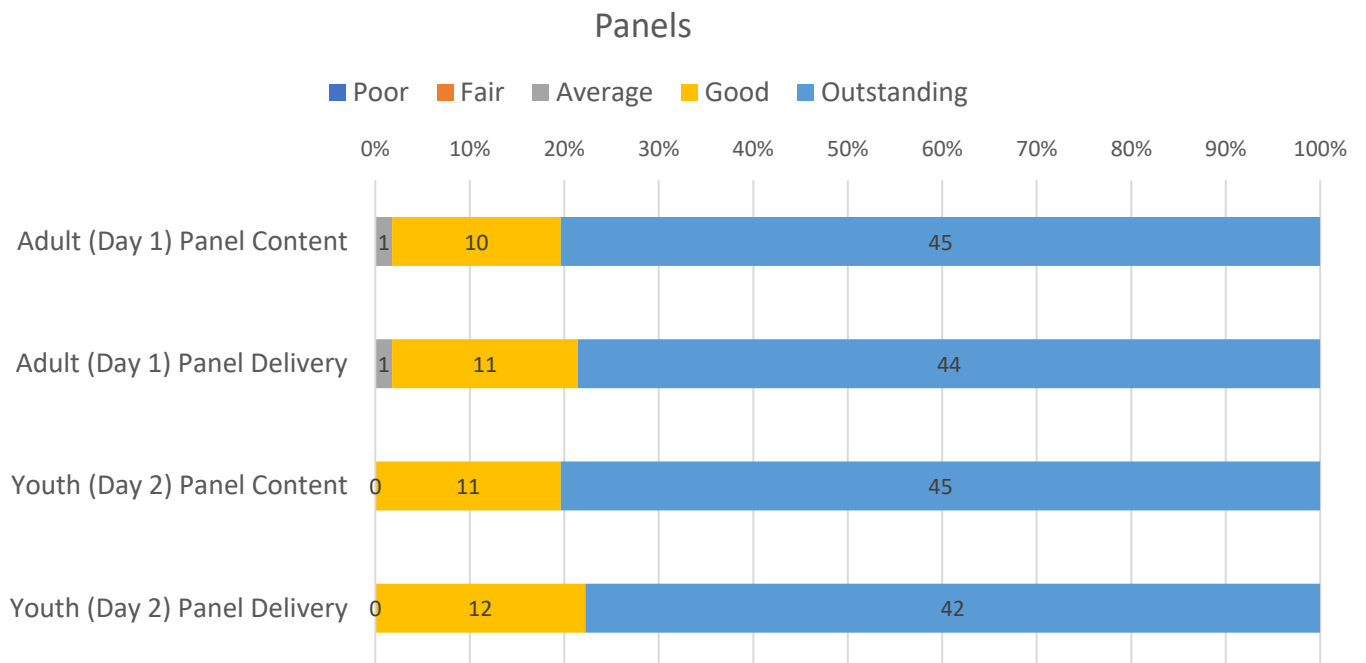
Friday Objectives



Saturday Objectives

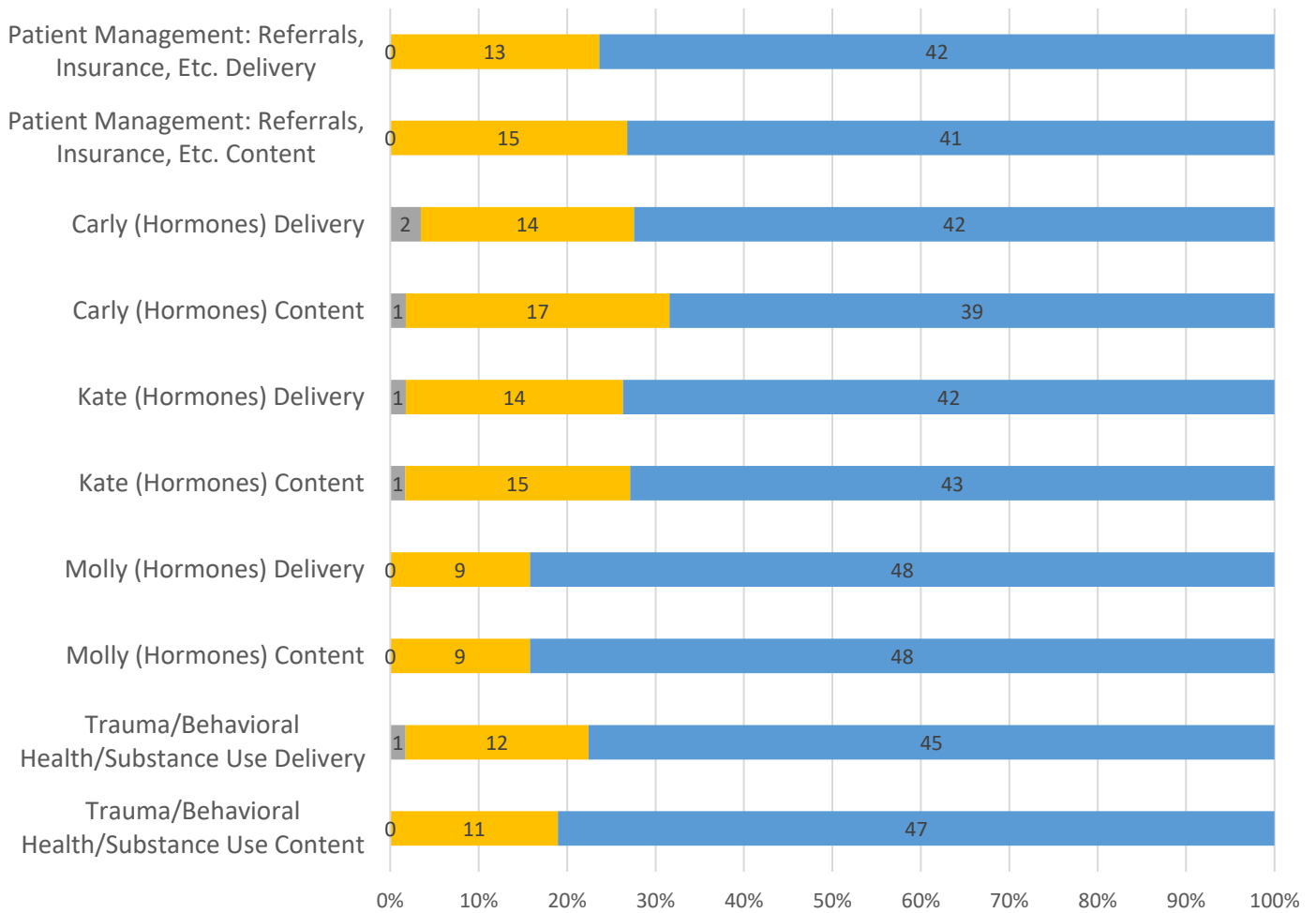


Presentation Evaluations



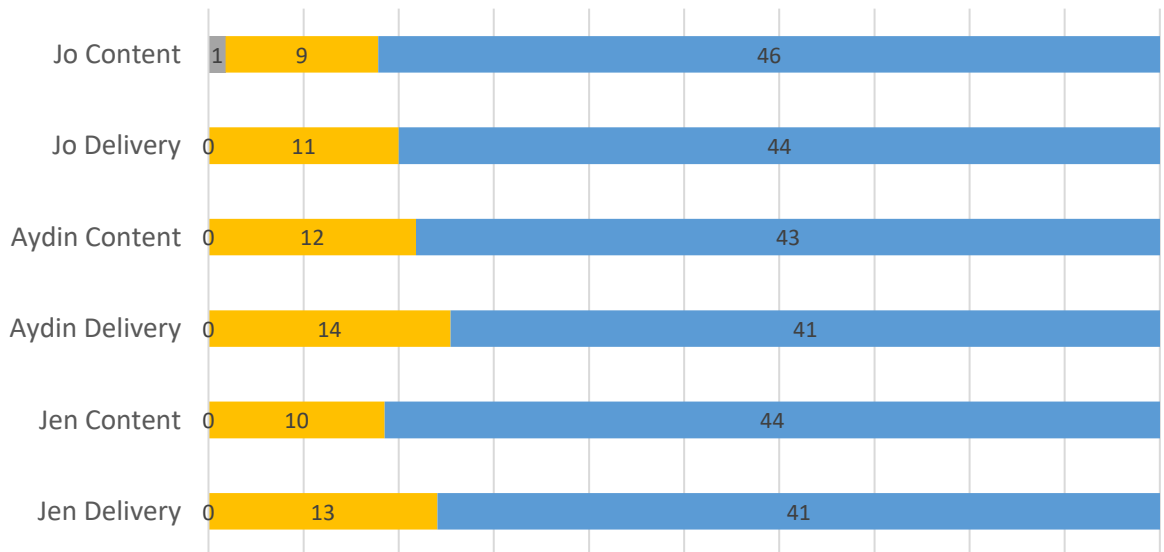
Friday Presentations

■ Poor ■ Fair ■ Average ■ Good ■ Outstanding



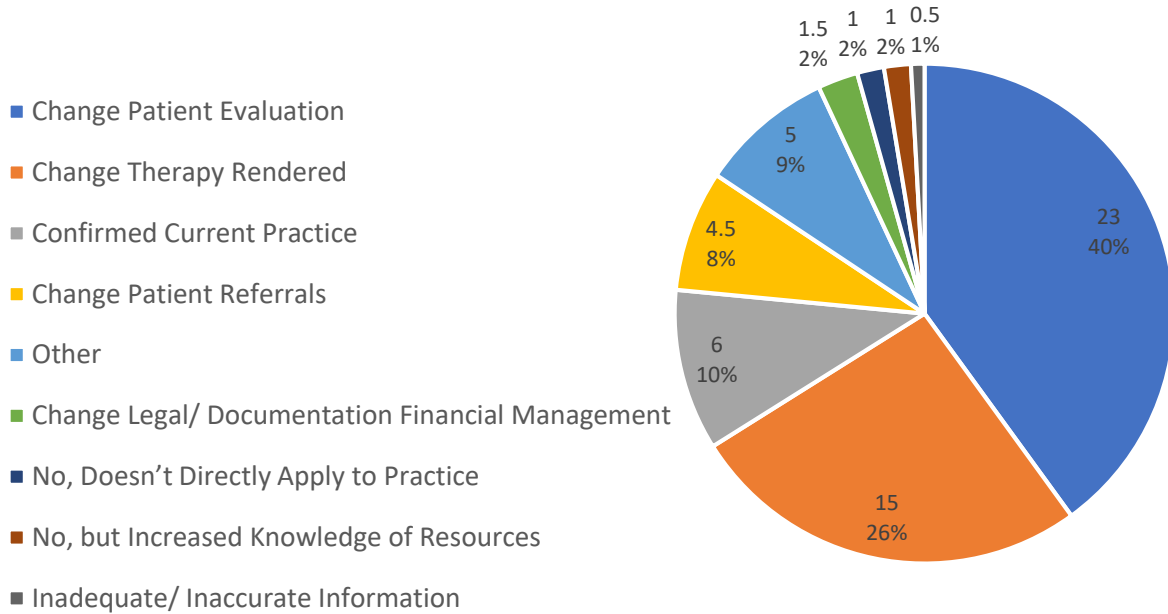
Saturday Presentations

0% 10% 20% 30% 40% 50% 60% 70% 80% 90% 100%

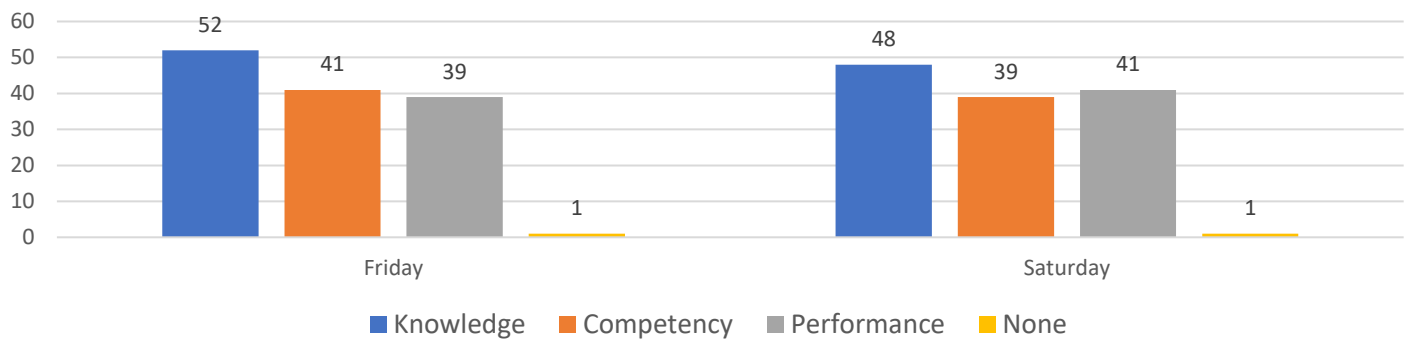


Relevance to Profession / Practice / Position

Based on the information you received today, do you plan on changing your practice? (pick one)



How will your attendance at this training result in a change for you? (select all that apply)



Do you believe that implementing the changes you noted above will affect the outcomes of transgender and/or nonbinary patients?

