



**ENROLLMENT KIT**

**2025 SMALL GROUP PLANS**

**WE'RE DETERMINED TO  
PLAN FOR YOUR HEALTH.**

 **PRESBYTERIAN**

MPC102421  
PBHP-134291664  
PBHP-134291666

Presbyterian Health Plan, Inc.  
Presbyterian Insurance Company, Inc.

Presbyterian complies with civil rights laws and does not discriminate on the basis of protected status including but not limited to race, color, national origin, age, disability, or sexual orientation or gender expression. If you need language assistance, services are available at no cost. Call (505) 923-5420, 1-855-592-7737 (TTY: 711).

ATENCIÓN: Si usted prefiere hablar en español, están a su disposición servicios gratuitos de ayuda lingüística. Llame al (505) 923-5420, 1-855-592-7737 (TTY: 711).

Díí baa akó nínízin: Díí saad bee yánítti'go Diné Bizaad, saad bee áká'ánída'áwo'déé', t'áá jiiik'eh, éí ná hóló, kojí' hódíílnih (505) 923-5420, 1-855-592-7737 (TTY: 711).

For more information, visit <https://www.phs.org/nondiscrimination>.

## SMALL GROUP PLANS

# A health plan New Mexicans can count on.

### New for 2025

#### **Gold Elite \$2,500 w/Gym**

The new Gold Elite \$2,500 w/GYM has a midpoint deductible offering another choice for a plan with additional value.

#### **Silver \$3,400 and \$3,500 Advantage HDHP/HSA w/Gym Plans**

Presbyterian Health Plan continues to offer two qualified HDHP/HSA plans with services (primary care, emergency department, urgent care, retail pharmacy) provided at a fixed copay after the deductible has been met.

### Continuing in 2025

#### **Plan Options with Engage Network**

Six plan options are available with gym benefits and a high-value subset of our HMO network providers. Each of these plans leverage the integrated relationship between our health plan and Presbyterian Medical Group and offer options for primary care, specialists, ancillary services such as laboratory and radiology, and facility-based services. Our Engage plans are designed for New Mexico employer groups in these counties: Bernalillo, Sandoval, Santa Fe, Valencia and Torrance. The Engage Network is a smaller network so we recommend you review the list of providers before selecting an Engage plan by visiting [www.phs.org/engagesmallgroup](http://www.phs.org/engagesmallgroup).

#### **Aetna Signature Administrators, PPO Network**

Through a partnership with Aetna Signature Administrators, Aetna's PPO network offers access to more than 1.5 million participating physicians and ancillary providers, including over 6,000 hospitals. This means you can access some out of network services when using Aetna contracted providers.

**To receive a full schedule of benefits, limitations or exclusions, contact your health insurance broker or call us directly at (505) 923-5807.**



Presbyterian Health Plan, Inc.  
Presbyterian Insurance Company, Inc.



## 2025 Small Group HMO Overview

HMO Benefits	Platinum Elite \$250 w/Gym	Gold Elite \$1,000 w/Gym	Gold Elite \$2,500 w/Gym	Gold Premier \$3,500 w/Gym	Silver \$3,400 Advantage HDHP/HSA w/Gym*	Silver \$3,500 Advantage HDHP/HSA w/Gym*	Silver Premier \$4,000 w/Gym	Bronze Elite \$9,200 w/Gym
A <b>deductible (ded)</b> is the amount you pay before the plan pays for benefits with coinsurance (%). The family deductible is 2x the individual deductible.	\$250 / \$500	\$1,000 / \$2,000	\$2,500 / \$5,000	\$3,500 / \$7,000	\$3,400 / \$6,800	\$3,500 / \$7,000	\$4,000 / \$8,000	\$9,200 / \$18,400
<b>What do I pay for covered benefits?</b>	<b>Copayment</b> – Benefits with a copayment (\$) are not subject to deductible. Copayment covers office visit ONLY. All other services are subject to deductible and or coinsurance.** <b>Coinsurance</b> – Benefits with a coinsurance (%) are subject to deductible first, and then you pay the applicable coinsurance (%) amount.							
<b>Preventive Care</b>	You pay \$0 (in-network only). Plan pays 100% for Clinical Preventive Health Services such as physical exam, colonoscopy, and routine immunizations.							
<b>Primary Care Provider Visit</b>	\$20	\$40	\$40	\$40	\$40 with ded	20%	\$40	\$50
<b>Urgent Care</b>	\$20	\$40	\$40	\$40	\$40 with ded	20%	\$40	\$50
<b>Virtual Care</b>	No charge	No charge	No charge	No charge	No charge after ded	No charge after ded	No charge	No charge
<b>Specialist Visit</b>	\$30	\$90	\$90	\$90	\$50 with ded	20%	\$90	No charge after ded
<b>Mental Health</b> Outpatient Services	No charge	No charge	No charge	No charge	No charge after ded	No charge after ded	No charge	No charge
<b>Lab</b>	No charge	No charge	No charge	No charge	\$50 with ded	20%	\$50	No charge after ded
<b>X-Ray</b>	No charge	No charge	No charge	No charge	\$50 with ded	20%	\$100	No charge after ded
<b>Imaging</b> CT/PET/MRI	\$500	\$750	\$750	\$750	20%	20%	\$750	No charge after ded
<b>Emergency Room</b> Plans with copay (\$) all services are included	\$500	\$750	\$750	\$750	\$500 with ded	20%	\$1,000	No charge after ded
<b>Ambulance</b> Ground or Air	\$250	\$250	\$250	\$250	20%	20%	\$250	\$250
<b>Hospital</b> Inpatient or Outpatient	20%	20%	20%	20%	20%	20%	30%	<b>Inpatient:</b> 50% not subject to ded <b>Outpatient:</b> No charge after ded
<b>Chiropractic and Acupuncture</b> Limited to 20 visits each	\$20	\$40	\$40	\$40	\$40 with ded	20%	\$40	\$50
<b>Rehabilitation Therapy</b> Physical, Occupational and Speech	\$20	\$40	\$40	\$40	\$40 with ded	20%	\$40	\$50
<b>Prescription Drugs per 30-day supply</b>								
<b>Tier 1: Preferred Generic</b>	No charge	No charge	No charge	No charge	No charge after ded	No charge after ded	No charge	No charge
<b>Tier 2: Non-Preferred Generic</b>	\$5	\$5	\$5	\$5	\$15 with ded	20%	\$25	\$25
<b>Tier 3: Preferred Brand</b>	\$15	\$15	\$15	\$15	\$50 with ded	20%	\$50	\$75
<b>Tier 4: Non-Preferred Brand</b>	\$100	\$100	\$100	\$100	\$100 with ded	20%	\$100	\$100
<b>Tier 5: Specialty Pharmaceuticals</b>	50%	50%	50%	50%	20%	20%	30%	50%
<b>Out-of-Pocket Maximum</b> includes the deductible, copayments, coinsurance and prescription drug costs that you pay								
The family out-of-pocket maximum is 2x the individual out-of-pocket maximum.	\$5,500 / \$11,000	\$9,200 / \$18,400	\$9,200 / \$18,400	\$7,500 / \$15,000	\$6,500 / \$13,000	\$7,000 / \$14,000	\$9,200 / \$18,400	\$9,200 / \$18,400
<b>Wellness and Other Services</b>								
<b>Fitness Center Membership</b>	You and your enrolled dependents (ages 18 and up) will have free access to more than 10,000 participating fitness centers.							
<b>Vision</b>	Presbyterian Health Plan is pleased to provide you with vision coverage options for your entire family. See flyer for details. (Administered by Davis Vision.)							
<b>Dental</b>	We have partnered with BenefitSource Dental Plan, Inc. to offer dental coverage for you and your family. See the dental flyer for details. (Underwritten and administered by Companion Life Insurance Company.)							
<b>The benefit information provided is a brief summary, not a comprehensive description of benefits, limitations and/or exclusions. For more information, contact the plan at 1-800-356-2219 or refer to the Group Subscriber Agreement and/or Summary of Benefits and Coverage, which can be found online at <a href="http://www.phs.org/formsanddocuments">www.phs.org/formsanddocuments</a>.</b>								

\* **High Deductible Health Plans (HDHP)** - Qualified high deductible health plans can be used with a member-owned, portable Health Savings Account (HSA). Through our partnership with HealthEquity, you can conveniently open an HSA to pay for your insurance deductible and qualified out-of-pocket medical expenses tax-free. To learn more, visit [www.healthequity.com](http://www.healthequity.com) or call 1-866-346-5800.

\*\* Except for Silver \$3,400 Advantage HDHP/HSA w/Gym. Copayments will not apply until the deductible has been met.

## 2025 Small Group PPO Overview

PPO Benefits	Platinum Elite \$250 w/Gym	Gold Elite \$1,000 w/Gym	Gold Elite \$2,500 w/Gym	Gold Premier \$3,500 w/Gym	Silver \$3,400 Advantage HDHP/HSA w/Gym*	Silver \$3,500 Advantage HDHP/HSA w/Gym*	Silver Premier \$4,000 w/Gym	Bronze Elite \$9,200 w/Gym
A <b>deductible (ded)</b> is the amount you pay before the plan pays for benefits with coinsurance (%). The family deductible is 2x the individual deductible.	\$250 / \$500	\$1,000 / \$2,000	\$2,500 / \$5,000	\$3,500 / \$7,000	\$3,400 / \$6,800	\$3,500 / \$7,000	\$4,000 / 8,000	\$9,200 / \$18,400
<b>Coinsurance</b>	20% / 50%	20% / 50%	20% / 50%	20% / 50%	20% / 50%	20% / 50%	30% / 50%	0% / 0%
<b>What do I pay for covered benefits?</b>	<b>Copayment – Benefits with a copayment (\$) are not subject to deductible. Copayment covers office visit ONLY. All other services are subject to deductible and or coinsurance.**</b> <b>Coinsurance – Benefits with a coinsurance (%) are subject to deductible first, and then you pay the applicable coinsurance (%) amount.</b>							
<b>Preventive Care</b>	You pay \$0 (in-network only). Plan pays 100% for Clinical Preventive Health Services such as physical exam, colonoscopy, and routine immunizations.							
<b>Primary Care Provider Visit</b>	\$20	\$40	\$40	\$40	\$40 with ded	20%	\$40	\$50
<b>Urgent Care</b>	\$20	\$40	\$40	\$40	\$40 with ded	20%	\$40	\$50
<b>Virtual Care</b>	No charge	No charge	No charge	No charge	No charge after ded	No charge after ded	No charge	No charge after ded
<b>Specialist Visit</b>	\$30	\$90	\$90	\$90	\$50 with ded	20%	\$90	No charge after ded
<b>Mental Health</b> Outpatient Services	No charge	No charge	No charge	No charge	No charge after ded	No charge after ded	No charge	No charge
<b>Lab</b>	No charge	No charge	No charge	No charge	\$50 with ded	20%	\$50	No charge after ded
<b>X-Ray</b>	No charge	No charge	No charge	No charge	\$50 with ded	20%	\$100	No charge after ded
<b>Imaging</b> CT/PET/MRI	\$500	\$750	\$750	\$750	20%	20%	\$750	No charge after ded
<b>Emergency Room</b> Plans with copay (\$) all services are included	\$500	\$750	\$750	\$750	\$500 with ded	20%	\$1,000	No charge after ded
<b>Ambulance</b> Ground or Air	\$250	\$250	\$250	\$250	20%	20%	\$250	\$250
<b>Hospital</b> Inpatient and Outpatient	20%	20%	20%	20%	20%	20%	30%	<b>Inpatient:</b> 50% not subject to ded <b>Outpatient:</b> No charge after ded
<b>Chiropractic and Acupuncture</b> Limited to 20 visits each	\$20	\$40	\$40	\$40	\$40 with ded	20%	\$40	\$50
<b>Rehabilitation Therapy</b> Physical, Occupational and Speech	\$20	\$40	\$40	\$40	\$40 with ded	20%	\$40	\$50
<b>Prescription Drugs per 30-day supply</b>								
<b>Tier 1: Preferred Generic</b>	No charge	No charge	No charge	No charge	No charge after ded	No charge after ded	No charge	No charge
<b>Tier 2: Non-Preferred Generic</b>	\$5	\$5	\$5	\$5	\$15 with ded	20%	\$25	\$25
<b>Tier 3: Preferred Brand</b>	\$15	\$15	\$15	\$15	\$50 with ded	20%	\$50	\$75
<b>Tier 4: Non-Preferred Brand</b>	\$100	\$100	\$100	\$100	\$100 with ded	20%	\$100	\$100
<b>Tier 5: Specialty Pharmaceuticals</b>	50%	50%	50%	50%	20%	20%	30%	50%
<b>Out-of-Pocket Maximum</b> includes the deductible, copayments, coinsurance, and prescription drug costs that you pay.								
The family out-of-pocket maximum is 2x the individual out-of-pocket maximum.	\$5,500 / \$11,000	\$9,200 / \$18,400	\$9,200 / \$18,400	\$7,500 / \$15,000	\$6,500 / \$13,000	\$7,000 / \$14,000	\$9,200 / \$18,400	\$9,200 / \$18,400
<b>Wellness and Other Services</b>								
<b>Fitness Center Membership</b>	You and your enrolled dependents (ages 18 and up) will have free access to more than 10,000 participating fitness centers.							
<b>Vision</b>	Presbyterian Health Plan is pleased to provide you with vision coverage options for your entire family. See flyer for details. (Administered by Davis Vision.)							
<b>Dental</b>	We have partnered with BenefitSource Dental Plan, Inc. to offer dental coverage for you and your family. See the dental flyer for details. (Underwritten and administered by Companion Life Insurance Company.)							
<b>The benefit information provided is a brief summary, not a comprehensive description of benefits, limitations and/or exclusions. For more information, contact the plan at 1-800-923-6980 or refer to the Group Subscriber Agreement and/or Summary of Benefits and Coverage, which can be found online at <a href="http://www.phs.org/formsanddocuments">www.phs.org/formsanddocuments</a>.</b>								

\* **High Deductible Health Plans (HDHP)**- Qualified high deductible health plans can be used with a member-owned, portable Health Savings Account (HSA). Through our partnership with HealthEquity, you can conveniently open an HSA to pay for your insurance deductible and qualified out-of-pocket medical expenses tax-free. To learn more, visit [www.healthequity.com](http://www.healthequity.com) or call 1-866-346-5800.


\*\* Except for Silver \$3,400 Advantage HDHP/HSA w/Gym. Copayments will not apply until the deductible has been met.

## 2025 Small Group Engage Overview

Engage Benefits	Platinum Engage \$500 w/Gym with Limited Service Area	Gold Engage \$1,500 w/Gym with Limited Service Area	Gold Engage \$3,500 w/Gym with Limited Service Area	Silver Engage \$4,000 w/Gym with Limited Service Area	Silver Engage \$7,000 w/ Gym with Limited Service Area	Silver Engage \$0 w/Gym with Limited Service Area
A <b>deductible (ded)</b> is the amount you pay before the plan pays for benefits with coinsurance (%). The family deductible is 2x the individual deductible.	\$500 / \$1,000	\$1,500 / \$3,000	\$3,500 / \$7,000	\$4,000 / \$8,000	\$7,000 / \$14,000	\$0 / \$0
<b>What do I pay for covered benefits?</b>	Copayment-Benefits with a copayment (\$) are not subject to deductible. Copayment covers office visit ONLY. All other services are subject to deductible and/or coinsurance. Coinsurance-Benefits with a coinsurance (%) are subject to deductible first, and then you pay the applicable coinsurance (%) amount.					
<b>Preventive Care</b>	You pay \$0. Plan pays 100% for clinical preventive health services such as physical exam, colonoscopy and routine immunizations.					
<b>Primary Care Provider Visit</b>	\$10	\$40	\$40	\$40	\$40	\$50
<b>Urgent Care</b>	\$10	\$40	\$40	\$40	\$40	\$50
<b>Virtual Care</b>	No charge	No charge	No charge	No charge	No charge	No charge
<b>Specialist Visit</b>	\$30	\$90	\$90	\$90	\$90	\$100
<b>Mental Health</b> Outpatient Services	No charge	No charge	No charge	No charge	No charge	No charge
<b>Lab</b>	No charge	No charge	No charge	\$50	\$50	\$100
<b>X-Ray</b>	No charge	No charge	No charge	\$100	\$100	\$100
<b>Imaging</b> CT/PET/MRI	\$500	\$500	\$500	\$900	\$500	30%
<b>Emergency Room</b> Plans with copay (\$) all services are included	\$500	\$500	\$500	\$900	30%	\$1,500
<b>Ambulance</b> Ground or Air	\$250	\$250	\$250	\$250	\$250	\$250
<b>Hospital</b> Inpatient or Outpatient	20%	20%	20%	30%	30%	\$1,500 per day, 2-day max
<b>Chiropractic and Acupuncture</b> Limited to 20 visits each	\$10	\$40	\$40	\$40	\$40	\$50
<b>Rehabilitation Therapy</b> Physical, Occupational and Speech	\$10	\$40	\$40	\$40	\$40	\$50
<b>Prescription Drugs per 30-day supply</b>						
<b>Tier 1: Preferred Generic</b>	No charge	No charge	No charge	No charge	No charge	No charge
<b>Tier 2: Non-Preferred Generic</b>	\$5	\$5	\$5	\$25	\$25	\$25
<b>Tier 3: Preferred Brand</b>	\$15	\$15	\$15	\$75	\$50	\$50
<b>Tier 4: Non-Preferred Brand</b>	\$100	\$100	\$100	\$150	30%	\$100
<b>Tier 5: Specialty Pharmaceuticals</b>	50%	50%	50%	50%	30%	50%
<b>Out-of-Pocket Maximum</b> includes the deductible, copayments, coinsurance and prescription drug costs that you pay						
The family out-of-pocket maximum is 2x the individual out-of-pocket maximum.	\$3,500 / \$7,000	\$9,200 / \$18,400	\$9,200 / \$18,400	\$9,200 / \$18,400	\$9,200 / \$18,400	\$9,200 / \$18,400
<b>Wellness and Other Services</b>						
<b>Fitness Center Membership</b>	You and your enrolled dependents (ages 18 and up) will have free access to more than 10,000 participating fitness centers.					
<b>Vision</b>	Presbyterian Health Plan is pleased to provide you with vision coverage options for your entire family. See flyer for details. (Administered by Davis Vision.)					
<b>Dental</b>	We have partnered with BenefitSource Dental Plan, Inc. to offer dental coverage for you and your family. See the dental flyer for details. (Underwritten and administered by Companion Life Insurance Company.)					
The benefit information provided is a brief summary, not a comprehensive description of benefits, limitations and/or exclusions. For more information, contact the plan at 1-800-356-2219 or refer to the Group Subscriber Agreement and/or Summary of Benefits and Coverage, which can be found online at <a href="http://www.phs.org/formsanddocuments">www.phs.org/formsanddocuments</a> .						

# Member Resources

## PresRN Nurse Advice Line



Speak with a registered Presbyterian nurse for medical advice at no cost 24 hours a day, every day, including holidays. Call (505) 923-5570 or 1-866-221-9679.

For details, visit [www.phs.org](http://www.phs.org) and search for "PresRN."

## \$0 Video Visits



See a provider anytime, day or night. This option offers a new way to see a medical provider for non-emergency medical conditions via secure video through a smartphone,

tablet or computer webcam. Visits are \$0. (Costs may apply for High Deductible Health Plan members). For details, visit [www.phs.org/videovisits](http://www.phs.org/videovisits).

## PresNow

**PRES** Now

**24/7**

Urgent and  
Emergency Care

Albuquerque residents have a new choice for medical care, all under one roof. Patients don't have to guess if it's an emergency because medical staff decide the level of care needed. Both Urgent

and Emergency Care are open 24 hours a day. Visit [PRESNow247.org](http://PRESNow247.org) to learn more.

## myPRES



Get the information you want when you need it.

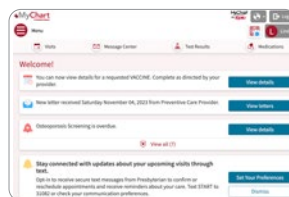
Presbyterian's web-based services offer fast and convenient service any day of the year. To sign in or register,

visit [www.phs.org/myPRES](http://www.phs.org/myPRES).

- Look up benefit information securely, view claims status, and track deductibles.
- View or request a replacement member ID card.
- Use Get Care to schedule appointments, including telehealth visits.

All these great features are now also available on your mobile device via an app that can be downloaded for Apple and Android devices. Simply search for myPRES in the App Store for Apple or the Google Play Store for Android devices.

## MyChart



Members with a Presbyterian Medical Group provider can send electronic messages and communicate with their care team, request prescription renewals and

schedule office or telephone visits. You can also view medical records, lab and radiology reports, procedures and test results. For details, visit [www.phs.org/mychart](http://www.phs.org/mychart).

## Estimate Your Cost of Care

Now you can better evaluate the cost of certain tests and procedures with our new Treatment Cost Estimator. This tool will provide estimates for many of your covered services and help you find more convenient, lower-cost locations to obtain care. Your provider or Presbyterian's Customer Service Center can also refer you to lower-cost locations for certain care needs. Visit [www.phs.org/tools-resources/member/your-care-your-choice](http://www.phs.org/tools-resources/member/your-care-your-choice) for details.



## Fitness/Gym Membership



You and your enrolled dependents (ages 18 and up) have free access to thousands\* of national, regional and local fitness, recreation and community centers. These facilities include all Defined Fitness locations in Albuquerque, Rio Rancho, Farmington and Santa Fe, as well as the nationwide Prime® Fitness network which includes select YMCA locations, Snap Fitness, Chuze, Curves and more. Discounted rates are also available from Sports &

Wellness. For a list of participating locations, visit [www.phs.org/gymmembership](http://www.phs.org/gymmembership).

\*Source: [www.tivityhealth.com/brands/prime-fitness](http://www.tivityhealth.com/brands/prime-fitness)

*Disclaimer: Value added products and services are not insurance benefits and may be discontinued at any time.*

## Employee Assistance Program (EAP)



This program provides confidential support for complex personal challenges. Learning how to cope with stress at work and at home can improve overall well-

being. Members and families living in the same household can get up to six complimentary assistance visits per situation. Services are short-term, confidential counseling sessions conducted by local licensed providers. To schedule an appointment with an EAP counselor, please call 1-866-254-3555 or (505) 254-3555.

## Talkspace



Messaging therapy offers members age 14 and older behavioral health coaching with licensed behavioral therapists via text, video or

audio messaging at a time and place that is convenient for them. Go to [www.talkspace.com/php](http://www.talkspace.com/php) to access the program.

*Disclaimer: Value added products and services are not insurance benefits and may be discontinued at any time.*

## On to Better Health



This interactive software offers an alternative to traditional mental health and substance use disorder by providing access to tools and resources that are easy to use, confidential and available 24/7. Go to [www.ontobetterhealth.com/php](http://www.ontobetterhealth.com/php).

*Disclaimer: Value added products and services are not insurance benefits and may be discontinued at any time.*

## Wellness at Work



Wellness at Work is an online tool for members. It is your personal well-being portal that provides access to a health check assessment,

well-being journeys, challenges, healthy habit tracking, tobacco cessation (Powered by EX Program by Truth Initiative) and other resources such as healthy recipes and sleep guides. To participate, visit [www.phs.org](http://www.phs.org) and register or login onto myPRES.

*Disclaimer: Value added products and services are not insurance benefits and may be discontinued at any time.*

## Assist America



You have the protection of Assist America's global emergency travel assistance services 24 hours a day, 365 days a year. This unique program immediately

connects you to services when experiencing a medical emergency while traveling 100 miles or more away from a permanent residence or in another country. First, download the free Assist America Mobile App, then log in with reference number 01-AA-PXI-10071. For questions, contact Assist America's Operations Center at 1-800-872-1414 (or +1-609-986-1234 outside of the USA).

*Disclaimer: Value added products and services are not insurance benefits and may be discontinued at any time.*

## Vision Coverage



Presbyterian provides you with vision coverage options for the entire family. Vision Basic and Vision for Children are included with your medical plan. Three optional plans are available for a monthly premium.



## Mail-Order Pharmacy Service



Provided by OptumRx®, our mail-order pharmacy benefit allows you to order up to a 90-day supply of maintenance prescriptions (as prescribed

by a physician) and have them conveniently delivered to a specified address. To register, call OptumRx at 1-866-528-5829 or visit [www.optumrx.com](http://www.optumrx.com).

## TruHearing



With copayments as low as \$699 per hearing aid, this benefit makes addressing hearing loss more affordable. Call TruHearing to learn more

and schedule an appointment at 1-833-731-4167 (TTY 711), Monday through Friday, 8 a.m. to 8 p.m.

*Disclaimer: Value added products and services are not insurance benefits and may be discontinued at any time.*

## Value-Added Program



Members are automatically enrolled in the BenefitSource Value-Added program, which provides supplemental vision and hearing programs,

complementary and alternative medicine, wellness, and assisted living services. For more information, contact BenefitSource at 1-888-862-8659 or visit [www.benefitsource.org/presbyterian](http://www.benefitsource.org/presbyterian).

*Disclaimer: Value added products and services are not insurance benefits and may be discontinued at any time.*

## Dental Coverage



Presbyterian and BenefitSource have also partnered to offer you two PPO dental coverage options, each offering you lower out-

of-pocket costs when obtaining dental care within the network. You are also covered when obtaining dental care from non-participating providers. For more information, contact BenefitSource at 1-888-862-8659 or visit [www.benefitsource.org](http://www.benefitsource.org).

CL-DEN-1100-P-NM

## Seeking care in New Mexico?

We know how important it is to find the care that you and your family need. We contract with over 17,000 providers statewide, including more than 950 Presbyterian Medical Group providers. Create a personalized in-network provider directory online at [www.phs.org/directory](http://www.phs.org/directory). The Engage Network is a smaller network. please review the list of providers before selecting an Engage plan by visiting [www.phs.org/engagesmallgroup](http://www.phs.org/engagesmallgroup).

## Seeking care outside of New Mexico?



PPO members only receive in-network benefits outside of New Mexico through our partnership with Aetna. Refer

to your Summary of Benefits and Coverage (SBC) to see if your plan qualifies. View provider directory at [aetna.com/asa](http://aetna.com/asa).


## HealthEquity



Through our partnership with HealthEquity, employers can elect to offer a qualified High Deductible Health Plan (HDHP) with a Health Savings Account (HSA) at no

additional cost. HealthEquity also offers Health Reimbursement Account (HRA) and Flexible Spending Account (FSA) options to members at a reduced cost. Call 1-866-346-5800 or visit [www.healthequity.com](http://www.healthequity.com).

## Local customer service



Our friendly representatives, located in Albuquerque, are standing by to answer your benefit questions Monday through Friday from 7 a.m. to 6 p.m. Contact our

Presbyterian Customer Service Center by phone at (505) 923-5678 or toll-free 1-800-356-2219 (TTY 711), or send an email to [info@phs.org](mailto:info@phs.org).

# Health Savings Account

A Health Savings Account (HSA) lets you put money away for future healthcare costs while saving on taxes. How? HSAs are never taxed at a federal income tax level when used for qualified medical expenses. Contributions can come straight out of your paycheck, and your HSA can grow tax-free too.

- No 'use-it-or-lose-it,' keep your HSA forever
- Create a healthcare emergency safety net
- Invest<sup>1</sup> your HSA tax-free, like a 401(k)

## Annual tax saving potential<sup>2</sup>

<b>\$1,660</b>	<b>\$830</b>
Family plan	Individual plan

2025 IRS Contribution Limits\*

<b>\$8,550</b>	<b>\$4,300</b>
Family plan	Individual plan

Members 55+ can contribute an extra \$1,000



**See how much you can save**

[Learn.HealthEquity.com/Presbyterian](https://Learn.HealthEquity.com/Presbyterian)

\*2025 IRS Contribution Limits: <https://www.irs.gov/pub/irs-drop/rp-24-25.pdf>

<sup>1</sup>Investments made available to HSA members are subject to risk, including the possible loss of the principal invested, and are not FDIC or NCUA insured, or guaranteed by HealthEquity, Inc. | <sup>2</sup>Estimated savings are based on an assumed combined federal and state income tax rate of 20%. Actual savings will depend on your taxable income and tax status. | HealthEquity does not provide legal, tax or financial advice. Copyright © 2024 HealthEquity, Inc. All rights reserved. Presbyterian\_HSA\_1Pager\_Custom\_08\_2024

Learn more about Presbyterian's Nondiscrimination Notice and Interpreter Services <https://www.phs.org/nondiscrimination>.



## Common qualified medical expenses:

- Pain relievers
- Doctor visits
- Dental cleanings
- Sleep aids (OTC)
- Eyeglasses/contacts
- Cold/cough medicine
- Chiropractic care
- Insulin testing supplies



## Enrollment period

**Small groups can enroll at any time of year and do not have to wait for a renewal date.**

505.923.5807

## HSA-qualified health plan options

- Silver \$3400 Advantage HDHP/ HSA w/Gym
- Silver \$3500 Advantage HDHP/ HSA w/Gym

## Dental Insurance Benefit Summary

Dental Insurance Plan <b>STANDARD OPTION</b>	YOU PAY	
	IN-NETWORK	OUT-OF-NETWORK
<b>Class I: Diagnostic/Preventive Services</b> • Oral Examinations • Cleanings • Fluoride Treatment • Space Maintainers • Sealants • Palliative Emergency Treatment • Dental X-rays	0%	10% MAC*
<b>Class II: Basic Services</b> • Oral Surgery • Extractions • Restorations (composite white and silver fillings) • Anesthesia (in conjunction with oral surgery) • Endodontic Services • Periodontal Services	20%	40% MAC*
<b>Class III: Major Services</b> • Crowns • Bridges • Dentures • Inlays • Other Prosthetic Services • Implants	50%	60% MAC*
<b>Covered Expenses</b> *Percentage of coverage is based on pre-negotiated fees.	Maximum Allowable Charge (MAC)	
<b>Maximum Benefit</b> per contract year for all Class I, II and III expenses.	\$1,500 per person	
<b>Deductible</b> applicable to Class II and III covered expenses. <i>Deductible is based on contract year with a maximum of three (3) deductibles per family (\$150)</i>	\$50 per person	
2025 Monthly Premium		
<b>Employee</b> \$26.18	<b>Employee plus Spouse</b> \$56.44	<b>Employee plus Child(ren)</b> \$54.59
		<b>Employee plus Family</b> \$82.90

*Rates effective 01/01/25*

The above provides only a brief description of your dental insurance plan. Please refer to the policy for complete details including limitations and exclusions. For more information, please contact BenefitSource toll free at 888-862-8659.

Visit our website at [BenefitSource.org](https://www.BenefitSource.org) for a current list of PPO providers in your area.



**Marketed by BenefitSource, Inc.**

1804 Juan Tabo NE, Suite A, Albuquerque, NM 87112  
 Telephone 505-237-1501 or 888-862-8659  
 505-237-8344 Fax

## Dental Insurance Benefit Summary

Dental Insurance Plan <b>HIGH OPTION</b>	YOU PAY		
	IN-NETWORK	OUT-OF-NETWORK	
<b>Class I: Diagnostic/Preventive Services</b> • Oral Examinations • Cleanings • Fluoride Treatment • Space Maintainers • Sealants • Palliative Emergency Treatment • Dental X-rays	0%	0% MAC*	
<b>Class II: Basic Services</b> • Oral Surgery • Extractions • Restorations (composite white and silver fillings) • Anesthesia (in conjunction with oral surgery) • Endodontic Services • Periodontal Services	20%	20% MAC*	
<b>Class III: Major Services</b> • Crowns • Bridges • Dentures • Inlays • Other Prosthetic Services • Implants	50%	50% MAC*	
<b>Covered Expenses</b> *Percentage of coverage is based on pre-negotiated fees.	Maximum Allowable Charge (MAC)		
<b>Maximum Benefit</b> per contract year for all Class I, II and III expenses.	\$2,000 per person		
<b>Deductible</b> applicable to Class II and III covered expenses. <i>Deductible is based on contract year with a maximum of three (3) deductibles per family (\$150)</i>	\$50 per person		
2025 Monthly Premium			
<b>Employee</b> \$32.73	<b>Employee plus Spouse</b> \$73.05	<b>Employee plus Child(ren)</b> \$67.22	<b>Employee plus Family</b> \$99.88

Rates effective 01/01/25

The above provides only a brief description of your dental insurance plan. Please refer to the policy for complete details including limitations and exclusions. For more information, please contact BenefitSource toll free at 888-862-8659.

Visit our website at [BenefitSource.org](https://www.benefitsource.org) for a current list of PPO providers in your area.



**Marketed by BenefitSource, Inc.**

1804 Juan Tabo NE, Suite A, Albuquerque, NM 87112  
 Telephone 505-237-1501 or 888-862-8659  
 505-237-8344 Fax



# PRESBYTERIAN VISION PLANS FOR SMALL GROUPS

 **PRESBYTERIAN**

Presbyterian Health Plan, Inc.  
Presbyterian Insurance Company, Inc.



Presbyterian Health Plan is pleased to provide you with vision coverage options for your entire family. Vision for Children and Vision Basic are included with your medical plan. Three optional plans are available for a monthly premium.

## Plan Features

### Large and diverse network

- Greater number of providers and retailers
- Ability to purchase eyewear online from retailers including Glasses.com™, 1-800 Contacts®, Befitting, Warby Parker and Visionworks®
- Out-of-network reimbursement

### Benefits that are easy to use and understand

- Members can check benefits and eligibility, search for eye care professionals and track frame status through a convenient mobile app and online through the Davis Vision member portal.
- Davis Vision's new Estimator tool for members: <https://versanthealth.com/estimator>

Find an eye care professional at [davisvision.com/presbyterian](https://davisvision.com/presbyterian), then schedule your eye exam today!

Vision Plans are underwritten by Presbyterian Health Plan/Presbyterian Insurance Company and administered by Davis Vision.

<b>Vision for Children and Vision Basic plans are included at no additional cost.                      For a low monthly premium, adults can upgrade to the Vision Plus, Vision Premier, and Vision Premier Plus plans.</b>					
<b>In-Network Benefits</b>	<b>Vision for Children</b> (included for children up to age 19)	<b>Vision Basic</b> (included for all members age 19+)	<b>Vision Plus</b> (coverage \$3.31 per month for each adult enrolled)	<b>Vision Premier</b> (coverage \$4.95 per month for each adult enrolled)	<b>Vision Premier Plus</b> (coverage \$7.97 per month for each adult enrolled)
<b>Frequencies</b>					
Eye exam	12 months	12 months	12 months	12 months	12 months
Spectacle lenses	12 months	N/A	24 months	12 months	12 months
Frame	12 months	N/A	24 months	24 months	12 months
Contact lens evaluation, fitting and follow-up care	12 months	N/A	12 months	12 months	12 months
<b>Copayments</b>					
Eye exam	\$0	\$0	\$10	\$10	\$0
Spectacle lenses	\$0	SV \$45 / BF \$65 / TF \$95 / CA \$120	\$25	\$15	\$10
Contact lens evaluation, fitting and follow-up care	\$0	N/A	\$0	\$15	\$10
<b>Coverage</b>					
Frame allowance (retail):	Up to \$100, plus 20% discount on any overages	35% off provider's U&C (usual and customary)	Up to \$130, plus 20% discount on any overages	Up to \$150, plus 20% discount on any overages	Up to \$180, plus 20% discount on any overages
Additional discounts and coverage available at Visionworks® and for Davis Vision collections. Visit Davis Vision at <a href="http://www.davisvision.com">www.davisvision.com</a> .					
Contact lenses: materials allowance	Up to \$100, plus 15% discount on any overages	15% off provider's U&C (usual and customary)	Up to \$130, plus 15% discount on any overages	Up to \$150, plus 15% discount on any overages	Up to \$180, plus 15% discount on any overages
<b>Laser Benefit</b>					
One-time/lifetime allowance	N/A	N/A	\$200	\$200	\$200
<b>Eyeglass Benefit – Spectacle Lenses</b>					
Digital single vision (intermediate)	\$30	\$30	\$30	\$30	\$30
Scratch-resistant coating	Covered	\$15	Covered	Covered	Covered
Polycarbonate lenses (child/adult)	Covered	\$35	\$0 or \$30	\$0 or \$30	Covered
Standard anti-reflective (AR) coating	\$40	\$45	\$35	\$35	\$35
Standard progressive lenses	\$65	\$65	\$50	\$50	\$0
<b>Out-of-Network Reimbursements</b>					
Eye exam	\$55	\$55	\$45	\$45	\$55
Frame	\$50	N/A	\$64	\$74	\$88
Single vision lenses	\$40	N/A	\$40	\$40	\$40
Bifocal/progressive Lenses	\$60	N/A	\$60	\$60	\$60
Progressive lenses	N/A	N/A	N/A	N/A	\$38
<b>The benefit information provided is a brief summary, not a comprehensive description of all benefits, limitations and or exclusions. For more information, call 1-800-999-5431 or refer to the plan information at <a href="http://davisvision.com">davisvision.com</a>.</b>					

Learn more about Presbyterian's Nondiscrimination Notice and Interpreter Services - <https://www.phs.org/nondiscrimination>.

# Next Steps to Small Group Enrollment

Small groups can enroll at any time of year and do not have to wait for a renewal date.

1. To ensure timely processing and receipt of Premium Billing invoices and ID cards prior to your requested effective date, please complete the three-page **Employer Group Information Application** by these deadlines:
  - **1st of the month effective date** - Completed applications must be received by the 15th of the previous month (e.g. by May 15th for a June 1st effective date).
  - **15th of the month effective date** - Completed applications must be received by the last day of the month (e.g. May 31st for a June 15th effective date).
2. If you select optional dental coverage, include the completed Companion Life/DentalSource Application with the Presbyterian Application. This option is available for groups with a minimum of two contracts.
3. Complete an Employee Action Form for each employee enrolling in a health plan.
4. Sign and date the first page of the Group Letter of Agreement.
5. Scan and email the following completed forms to [enrollmentdept@phs.org](mailto:enrollmentdept@phs.org) or fax to the Presbyterian Sales Department at (505) 923-8225:
  - Employer Group Information Application
  - Companion Life/BenefitSource Application (optional)
  - Employee Action Forms
  - Page 1 of the Group Letter of Agreement



Presbyterian Health Plan, Inc.  
Presbyterian Insurance Company, Inc.

# Employer Group Information Application



Presbyterian Health Plan, Inc.  
Presbyterian Insurance Company, Inc.

Application Instructions			
1. Get help with this application by calling us at (505) 923-5807 (TTY: 711), Monday through Friday, 8 a.m. to 5 p.m. Additional forms may be found online at <a href="http://www.phs.org/employers">www.phs.org/employers</a> .			
2. Complete this form and fax it to (505) 923-8225 or email it to your account executive.			
Step 1 – Employer Group Information			
REQUESTED EFFECTIVE DATE (MM/DD/YYYY):			
Group name:		Tax identification number:	
Group legal name (if different than above):			
Group contact name:	Group contact title:	Billing contact name:	Billing contact title:
Group contact phone:		Billing contact phone:	
Group contact email:		Billing contact email:	
Physical address (P.O. Boxes are not allowed):		Suite number:	
City:	State:	ZIP code:	County:
Billing address (if different from physical address):		Suite number:	
City:	State:	ZIP code:	County:
Is this company affiliated with any other companies? Yes <input type="checkbox"/> No <input type="checkbox"/> If yes, affiliation's name:			
Was group previously enrolled with Presbyterian? Yes <input type="checkbox"/> No <input type="checkbox"/> If yes, group name/number:			
Step 2 – Eligibility and Contribution Guidelines			
<b>Waiting Period:</b> Date of hire <input type="checkbox"/> First of the month following date of hire <input type="checkbox"/> First of the month following 30 days of employment <input type="checkbox"/> First of the month following 60 days of employment <input type="checkbox"/> Effective on the 91st date of employment		<b>Eligibility:</b> 1. Part-time employment applies to the waiting period? Yes <input type="checkbox"/> No <input type="checkbox"/> 2. Group agrees to domestic partner coverage? Yes <input type="checkbox"/> No <input type="checkbox"/> 3. Group is COBRA eligible? Yes <input type="checkbox"/> No <input type="checkbox"/> If Yes, COBRA Administrator Name: _____ 4. Offering a qualified high deductible plan? Yes <input type="checkbox"/> No <input type="checkbox"/> If Yes, HealthEquity HSA through Presbyterian? Yes <input type="checkbox"/> No <input type="checkbox"/> If yes, complete the HealthEquity enrollment forms. 5. Does employer wish to waive the waiting period for initial enrollment? Yes <input type="checkbox"/> No <input type="checkbox"/>	
Premium Contributions			
Employee: _____% or \$_____ Spouse: _____% or \$_____ Dependents: _____% or \$_____			



### Step 3 – Group Census

Group attests they have 50 or less full-time equivalent employees based on IRS guidelines. Use the full-time equivalent employee (FTE) calculator online at <https://www.healthcare.gov/shop-calculators-fte> to verify your FTE count.

Total employees:	=	
Number of part-time or seasonal employees:	-	
Number of employees in the waiting period	-	
Number of eligible employees (including waivers):	=	
Number of employee with other coverage waiving coverage:	-	
Number of employee without other coverage waiving coverage:	-	
Total Number of employees enrolling:	=	
Total # of employees living and/or working outside of New Mexico:		

### Step 4 – Medical Plan Selection

You may choose 1- 3 plans between HMO, PPO and Engage

#### HMO Plans

Platinum Plan	Gold Plans	Silver Plans	Bronze Plans
<input type="checkbox"/> Platinum Elite w/Gym	<input type="checkbox"/> Gold Elite \$1,000 w/Gym <input type="checkbox"/> Gold Elite \$2,500 w/Gym <input type="checkbox"/> Gold Premier \$3,500 w/Gym	<input type="checkbox"/> Silver \$3,400 Advantage HDHP/HSA w/Gym <input type="checkbox"/> Silver \$3,500 Advantage HDHP/HSA w/Gym <input type="checkbox"/> Silver Premier \$4,000 w/Gym	<input type="checkbox"/> Bronze Elite \$9,200 w/Gym

#### PPO Plans

Platinum Plan	Gold Plans	Silver Plans	Bronze Plans
<input type="checkbox"/> Platinum Elite \$250 w/Gym	<input type="checkbox"/> Gold Elite \$1,000 w/Gym <input type="checkbox"/> Gold Elite \$2,500 w/Gym <input type="checkbox"/> Gold Premier \$3,500 w/Gym	<input type="checkbox"/> Silver \$3,400 Advantage HDHP/HSA w/Gym <input type="checkbox"/> Silver \$3,500 Advantage HDHP/HSA w/Gym <input type="checkbox"/> Silver Premier \$4,000 w/Gym	<input type="checkbox"/> Bronze Elite \$9,200 w/Gym

#### Engage Plans

Platinum Plan	Gold Plans	Silver Plans
<input type="checkbox"/> Platinum Engage \$500 w/Gym with Limited Network	<input type="checkbox"/> Gold Engage \$1,500 w/Gym Limited Network <input type="checkbox"/> Gold Engage \$3,500 w/Gym Limited Network	<input type="checkbox"/> Silver Engage \$4,000 w/Gym limited Network <input type="checkbox"/> Silver Engage \$7,000 w/Gym limited Network <input type="checkbox"/> Silver Engage \$0 w/Gym limited Network

### Step 5 – Dental and Vision Plan Selection

Available for groups with two or more enrolling.

#### BenefitSource Dental Plan Yes No

If yes, please complete the **separate BenefitSource Employer Application** and select the High or Standard Option. (Dental coverage is underwritten and administered by Companion Life Insurance Company)

#### Vision Buy-Up Plan Options Yes No

If yes, please choose plan:

- Vision Plus
- Vision Premier
- Vision Premier Plus

(These riders are available for all small groups to cover adults age 19 and above. Presbyterian Health Plan is pleased to provide you with vision coverage options for your entire family. (Administered by Davis Vision))

**Step 6 – Payment Information**

Select a payment option (automatic bank draft or bill me). Must include first month's premium payment with application.

Checking account    Savings account    Credit Card\*    Bill me (for groups with 10+ employees enrolled only)  
 \*Discover, Visa, Master Card accepted.

Name of bank:		Name of account holder:
Routing number:		Account number:
Name on Card:		Credit Card Number:
Expiration Date:	CSV:	Start Date of Payment:

**Step 7 – Authorizations and Agreements**

I hereby authorize and request Presbyterian to initiate and withdraw entries from the account indicated and the financial institution named for monthly premium payments required by the Group Subscriber Agreement/Summary Plan Description. This authorization is to remain in effect until Presbyterian and the financial institution named are notified in writing. I understand that I have the right to terminate this agreement by notifying my financial institution. However, I understand that prearranged withdrawal entries are the required method of premium payment under the Group Subscriber Agreement/Summary Plan Description.

**ANY PERSON WHO KNOWINGLY PRESENTS A FALSE OR FRAUDULENT CLAIM FORM FOR PAYMENT OF A LOSS OF BENEFIT, OR KNOWINGLY PRESENTS FALSE INFORMATION IN AN APPLICATION FOR INSURANCE IS GUILTY OF A CRIME AND MAY BE SUBJECT TO CIVIL FINES AND CRIMINAL PENALTIES. PRESBYTERIAN HEALTH PLAN, INC. MAY TERMINATE A MEMBER FOR ANY TYPE OF FRAUDULENT ACTIVITY.**

I acknowledge that I have read and understand this application in its entirety.

**Signature of group contact**

X \_\_\_\_\_ Date: \_\_\_\_\_

**Signature of billing contact**

X \_\_\_\_\_ Date: \_\_\_\_\_

**Agent and Broker Information**

First and last name:	Phone number:
Agency name:	NPN number:

Learn more about Presbyterian's Nondiscrimination Notice and Interpreter Services - <https://www.phs.org/nondiscrimination>.

# Employee Action Form

Scan and email this completed form to enrollmentdept@phs.org or fax to the Presbyterian Sales Department at (505) 923-8225.



Presbyterian Health Plan, Inc.  
Presbyterian Insurance Company, Inc.

## EMPLOYER INFORMATION

Employer:	Sub-group/Department:	Group Number:
-----------	-----------------------	---------------

## SECTION A: TYPE OF ACTION

<input type="checkbox"/> New Enrollment or Qualifying Event:	<input type="checkbox"/> Waive Coverage (complete Section A, sign and date)	<input type="checkbox"/> Terminate Coverage
<input type="checkbox"/> Open/New Enrollment	<input type="checkbox"/> Other Coverage	Date:
<input type="checkbox"/> Qualifying Event: <input type="checkbox"/> New Hire <input type="checkbox"/> Newborn <input type="checkbox"/> Marriage	<input type="checkbox"/> Individual <input type="checkbox"/> Medicare <input type="checkbox"/> Medicaid	Reason:
<input type="checkbox"/> Court Order <input type="checkbox"/> Adoption/Placement of Adoption	<input type="checkbox"/> Other Employer: _____	<input type="checkbox"/> Termination <input type="checkbox"/> Death
Date of Event: _____ *attach documented proof of event.	<input type="checkbox"/> Selecting no coverage	<input type="checkbox"/> Cancel Employee/Dependent
Benefit Plan Selected:	Coverage selected: <input type="checkbox"/> Single <input type="checkbox"/> Domestic Partner <input type="checkbox"/> EE + Child(ren) <input type="checkbox"/> Family	
Dental Coverage Selected: <input type="checkbox"/> Yes <input type="checkbox"/> No (if yes, all family members will be enrolled in the plan selected by employer)		

## SECTION B: EMPLOYEE INFORMATION

Employee Last Name:	Employee First Name & MI:	Date of Birth:	Phone Numbers:	Social Security Number:
			Work:	
			Home/Cell:	
Mailing Address:	City:	State:	Zip:	Email Address:

Employment Status:	Date of Hire:	Gender:	Race (optional)	Ethnicity (optional):	Other Language/Disability Needs:
<input type="checkbox"/> Full Time			<input type="checkbox"/> White <input type="checkbox"/> Black/African American	<input type="checkbox"/> Hispanic/Latino	
<input type="checkbox"/> Part Time			<input type="checkbox"/> American Indian/Alaska Native	<input type="checkbox"/> Non-Hispanic/Latino	Primary Care:
# of hours: _____			<input type="checkbox"/> Asian <input type="checkbox"/> Native Hawaiian/Pacific Islander		
			<input type="checkbox"/> Two or more races		

## SECTION C: DEPENDENT INFORMATION

Dependent Type:	Last Name:	First Name and MI:	Social Security #:	Gender:	Date of Birth:	Eff. Date:	Primary Care:	Court order?
Spouse								
Child								
Child								
Child								
Child								

## SECTION D: OTHER MEDICAL BENEFITS FOR COORDINATION (if applicable)

Family Member Name(s):	<input type="checkbox"/> Private Insurance: _____	<input type="checkbox"/> Medicare #: _____	<input type="checkbox"/> Not applicable
------------------------	---	--	---

## SECTION E: CONSENT / SIGNATURES

By signing this application you agree you have read all pages and agree that all information is correct and you have authority to act on behalf of and fully bind all of the dependents with respect to every provision of the Group Subscriber Agreement.

Employee Signature:	Date Signed:
---------------------	--------------

# Please Read Carefully

## Payroll Deduction

I HEREBY AUTHORIZE my employer to deduct from my pay check any required contribution for group benefits for which I am eligible.

## Release of Protected Health Information

I HEREBY CONSENT to the extent permitted by applicable law to the use by or the release of my Protected Health Information (PHI) by any person or entity including without limitation; practitioners, providers, and insurance companies to Presbyterian Health Plan, Inc. or Presbyterian Insurance Company, Inc. (Presbyterian) or its designees for any permitted purpose, including but not limited to: quality assurance, utilization review, processing of claims, financial audits, or other purposes related to the treatment, payment, or healthcare operations activities of Presbyterian. This consent shall not permit use of PHI when an authorization is required by law. For full description of Presbyterian's privacy practices as related to oral, written and electronic data and communication, please visit our website at [www.phs.org/Pages/privacy-security.aspx](http://www.phs.org/Pages/privacy-security.aspx) or call Customer Service at (505) 923-5678.

## Group Subscriber Agreement/Summary Plan Description/Certificate of Insurance

I understand I can access my Presbyterian Group Subscriber Agreement, Summary Plan Description or Certificate of Insurance, which contains the covered benefits, utilization management services, limitations, and exclusions applicable to my healthcare plan at [www.phs.org/formsanddocuments](http://www.phs.org/formsanddocuments). I understand that a Presbyterian representative or my personnel office will further explain the coverage for which I am eligible upon my request. I understand that my healthcare coverage is subject to the eligibility dates specified by my employer and Presbyterian. I will be financially responsible for any treatment received outside of the dates. I understand that I shall abide by the provisions of the coverage in the Group Subscriber Agreement or Summary Plan Description or Certificate of Insurance under which I am enrolled. I understand that it is my responsibility to report to my employer any changes in the eligibility of my dependents within 31 days or as specified in the Group Letter of Agreement. Exclusions, limitations, rights and responsibilities can be reviewed in Group Subscriber Agreement. Please call 1-866-869-7737 to request a copy of this agreement.

## Waiver of Health Coverage

I understand that by declining Presbyterian coverage for myself (and my family, if applicable) through my employer that:

1. I may not elect or enroll in this coverage until the next open enrollment period unless I experience an involuntary loss of coverage or acquire a new dependent.
2. I may in the future under certain circumstances be able to enroll myself (and my family, if applicable) in the plan provided that I request enrollment within 31 days after the other coverage ends.
3. In addition, if I acquire a new dependent as a result of marriage, birth, adoption or placement for adoption, I may be able to enroll myself and my dependents, provided that I request enrollment within 31 days after the marriage, birth, adoption, or placement for adoption.

## Enrollment Instructions

Please complete all of the applicable sections of the Employee Action Form (enrollment form). Sign and date the form and return it to your employer's benefits administrator. The benefits administrator will write in your effective date. The effective date is the date your coverage under Presbyterian begins.

Any services provided prior to this date will not be covered by Presbyterian. Scan and email this completed form to [enrollmentdept@phs.org](mailto:enrollmentdept@phs.org) or fax to the Presbyterian Sales Department at (505) 923-8225.

**ANY PERSON WHO KNOWINGLY PRESENTS A FALSE OR FRAUDULENT CLAIM FOR PAYMENT OF A LOSS OF BENEFIT OR KNOWINGLY PRESENTS FALSE INFORMATION IN AN APPLICATION FOR INSURANCE IS GUILTY OF A CRIME AND MAY BE SUBJECT TO CIVIL FINES AND CRIMINAL PENALTIES.**





# Companion Life

Companion Life Insurance Company  
P.O. Box 100102  
Columbia, South Carolina 29202-3102  
(803) 735-1251

## Standard or High Option Employer Application

**NOTICE TO CONSUMER:** This is a limited benefits health plan. The benefits provided are supplemental to, and not a substitute for, major medical coverage, even in combination with other limited benefits plans. To apply for an individual or small-group major medical plan, please visit the website of the New Mexico Health Insurance Exchange at [www.bewellnm.com](http://www.bewellnm.com) or call 1-833-862-3935 (TTY: 711).

Application is made to Companion Life Insurance Company for a Dental Policy, the provisions of which shall be made available to all eligible classes of Employees.

General Information			
Group Medical Plan Effective Date/ Renewal Date:			
Group Medical Plan Number:			
Group Medical Plan Account Manager:			
Name:		Phone Number:	
Dental Plan Effective Date (must be the same as Medical plan):			
Employer Group Information			
Group Name:		Tax Identification Number:	
<input type="checkbox"/> Corporation <input type="checkbox"/> Proprietorship <input type="checkbox"/> Partnership			
Group Legal Name (if different then above):			
Group Contact Name and Title:		Group Contact Email:	
Group Contact Phone:		Group Fax Number:	
Physical Address (P.O. Boxes are not allowed):			Suite Number:
City:	State:	ZIP Code:	County:
Mailing Address (if different from physical address):			Suite Number:
City:	State:	ZIP Code:	County:
Nature of Business:		SIC Code:	
Affiliates or subsidiaries to be covered			
Name:			
City:	State:	ZIP Code:	County:
Number of eligible employees residing outside of the state in which the policy was issued:			
State:		Number of Employees:	





# Companion Life

Companion Life Insurance Company  
1301 Gervais Street, Suite 900  
Columbia, South Carolina 29201  
(803) 735-1251

## Eligibility

### CLASSES OF ELIGIBLE EMPLOYEES:

- Active employees - All active full-time employees (A full-time employee must work 30 hours per week of compensable time.)
- Other - Explain if there are any persons who will be enrolled who are not actively employed (i.e., retirees, COBRA, etc.):

### NUMBER OF ELIGIBLE EMPLOYEES IN ELIGIBLE CLASSES (minimum of 2 enrolled to qualify)

- A. Total number of employees on the payroll: \_\_\_\_\_
- B. Less number of employees not eligible: \_\_\_\_\_
- C. Total Number Enrolled: \_\_\_\_\_

### DEPENDENT ELIGIBILITY

Spouse and/or children to age 26. If there are any additional eligibility requirements for dependents, please specify:

### WAITING PERIOD

- Date of hire
- 1st of the month following date of hire
- 1st of the month following 30 days of employment
- 1st of the month following 60 days of employment
- Effective on the 91st date of employment (not eligible for 30-day orientation period)
- Group has a 30-day orientation period (waiting period begins after orientation period)

### ELIGIBILITY

1. Part-time employment applies to waiting period?  
Yes  No
2. Does group agree to domestic partner coverage?  
Yes  No
3. Group is COBRA eligible? Yes  No   
If Yes, COBRA Administrator Name:

## Employer Contributions

### PERCENT OR AMOUNT

The Employer agrees to make the following contribution toward the cost of the employee and dependent coverage: Employee \_\_\_\_\_ (% / \$) Dependent \_\_\_\_\_ (% / \$)

### Type of Coverage (select one)

#### Standard Option

- PPO-MAC Contributory (employer contributes)
- PPO-MAC Voluntary (employee paid)

#### High Option

- PRO PPO-MAC Contributory (employer contributes)
- PRO PPO-MAC Voluntary (employee paid)

#### Standard Option Premiums PPO-MAC

Employee	\$26.18
Employee + Spouse	\$56.44
Employee + Child(ren)	\$54.59
Employee + Family	\$82.90

#### High Option Premiums PRO-PPO-MAC

Employee	\$32.73
Employee + Spouse	\$73.05
Employee + Child(ren)	\$67.22
Employee + Family	\$99.88





# Companion Life

Companion Life Insurance Company  
1301 Gervais Street, Suite 900  
Columbia, South Carolina 29201  
(803) 735-1251

## Signature

**FRAUD WARNING: Any person who knowingly presents a false or fraudulent claim for payment of a loss or benefit or knowingly presents false information in an application for insurance is guilty of a crime and may be subject to civil fines and criminal penalties.**

### AGREEMENT

- A. This application is signed by a person or persons authorized by the Employer to make such an agreement; and
- B. The application is received and approved by the Companion Life Insurance Company at its home office; and
- C. The initial month's premium is received by Companion Life Insurance Company.

Coverage is effective on the first billing due date after the conditions in (a), (b), and (c) above have been met. Coverage is subject to all the terms and conditions of the Group Dental Policy.

### SIGNATURES

For a corporation, the President or Vice President and the Secretary or Acting Secretary should sign. For a proprietorship, the owner should sign. For a partnership, any partner should sign. I have read this application, agreed to the terms, and certify that all statements are true and complete. It is understood that provisions of the Group Dental Policy, including premiums, therefore, may be amended or changed from time to time, upon written notice from Companion Life Insurance Company to the Employer.

Employer Representative

\_\_\_\_\_  
(print name)

\_\_\_\_\_  
(signature)

\_\_\_\_\_  
Title

\_\_\_\_\_  
Date

Agent/Broker

\_\_\_\_\_  
(print name)

\_\_\_\_\_  
(signature)

\_\_\_\_\_  
Title

\_\_\_\_\_  
Date



## Is your group COBRA eligible?

If your group has 20 or more full-time employees and would like to use HealthEquity® as your COBRA administrator, complete the questionnaire below.

### HealthEquity® COBRA Questionnaire

Please return completed form to [CarrierSalesSubmission@healthequity.com](mailto:CarrierSalesSubmission@healthequity.com) to begin HealthEquity's COBRA implementation. An Implementation Manager (IM) will schedule a kickoff call with you to review the COBRA process and gather additional information and documents required for your account setup.

\_\_\_\_\_  
Company Name (as it should appear on the account)

\_\_\_\_\_  
Address

\_\_\_\_\_  
City/State/Zip

\_\_\_\_\_  
FEIN (should be 9 digits)

Who should be invited to schedule your required Implementation Kick-Off call?\*

Name:	Title:
Email:	Phone:

*\*The contact listed above will receive a Welcome Email, which will include a link taking them to their Implementation Manager's calendar, so they can confirm a date and time that best suits their scheduling needs. Once the call has been scheduled, the contact above is welcome to forward the invite to any additional people that should also join the call.*

#### Additional Notes:

\_\_\_\_\_  
\_\_\_\_\_

If you need help with this questionnaire or have general questions regarding the COBRA services being offered, please reach out to [CarrierSalesSubmission@HealthEquity.com](mailto:CarrierSalesSubmission@HealthEquity.com) so a member of our team can assist.

**SIGNATURE BY THE GROUP**

By signing this Agreement, the Group acknowledges that it has read and understands the terms and conditions of the Agreement with Presbyterian Health Plan, Inc. and/or Presbyterian Insurance Company, Inc. and represents that the information it has provided to Presbyterian is complete and accurate.

---

Effective Date

---

Group Number

---

Group Name (the "Group")

---

Title

---

Signature Date

---

Group Signature

**Presbyterian Health Plan, Inc.**  
**Presbyterian Insurance Company, Inc.**

by: Tony Hernandez



Title: **President**  
P.O. Box 27489  
Albuquerque, New Mexico 87125-7489



**Presbyterian Health Plan, Inc. and Presbyterian Insurance Company, Inc.****GROUP LETTER OF AGREEMENT****SMALL GROUP 2 - 50 ELIGIBLE FULL TIME EMPLOYEES**

(HMO products administered by Presbyterian Health Plan, Inc.;

PPO products administered by Presbyterian Insurance Company, Inc.)

This Agreement (“Agreement”) is by and between Presbyterian Health Plan, Inc. (“PHP”), a New Mexico corporation, and/or Presbyterian Insurance Company, Inc. (“PIC”), a New Mexico corporation, and the Group. PHP and PIC are referred to herein as “Presbyterian”.

**WHEREAS**, Presbyterian is a New Mexico corporation authorized to do business as a Health Plan and/or Insurance Company in Presbyterian's licensed service area in the state of New Mexico; and

**WHEREAS**, the Group is a viable business entity licensed to do business in the State of New Mexico and operating within the scope of its license and charter; and

**WHEREAS**, the Group has a minimum of two and no more than 50, eligible, active employees who reside or work in the service area; and

**WHEREAS**, the Group has requested and received approval for coverage for enrollment of Out-of-Area employees when applicable; and

**WHEREAS**, the Group has offered Presbyterian as the only health plan option to its employees, unless the Group has requested and received approval from Presbyterian to offer more than one plan; and

**WHEREAS**, the issuance of this Agreement shall be deemed to constitute proper notice of the renewable provisions, as set forth and subject to the requirements in this Agreement. If a change in benefit plan is desired, a request must be submitted to Presbyterian no later than 10 days before the Effective Date of the benefit change.

NOW, THEREFORE, the parties agree as follows:

**Services:** Presbyterian agrees to provide, through enrollment in Presbyterian, the services described in the current Presbyterian Group Subscriber Agreement, and any riders or amendments thereto (“Group Subscriber Agreement”), a copy of which has been, or will be upon request, provided to the Group and the terms of which are hereby incorporated by reference, Presbyterian will enroll those Group employees and their Dependents who are eligible as outlined in the Group's company policy and approved by Presbyterian under the terms of Paragraph 5 of this Agreement, to enroll in Presbyterian as of the effective date of such enrollment. Dependents include, spouse, children, and if applicable, qualified domestic partners of eligible employees (“Dependents”). Presbyterian's obligation to provide services hereunder is subject to all terms, conditions, exclusions and limitations set forth in this Agreement and in the Presbyterian Group Subscriber Agreement and any riders or amendments thereto. If there is a conflict between this Agreement and the Presbyterian Group Subscriber Agreement and any riders or amendments thereto, this Agreement takes precedence.

**1. Payment:**

- a) In consideration of the enrollment in Presbyterian of eligible Group employees and Dependents, the Group agrees to pay to Presbyterian the monthly prepayment for each Group employee enrolled in Presbyterian,

based on the coverage selected by such employee as outlined in the attached rate sheet (s) ("Rates").

Agreed upon rates are guaranteed no less than 12 months from the period as outlined in the Rate Confirmation Sheet commencing with the Effective Date of this Agreement or signed Renewal Confirmation hereafter.

**b)** The Group understands that Presbyterian is a prepaid health plan. Payment of the total amount of monthly pre- payments due hereunder shall be made by the Group in advance of each month that Group employees are enrolled with Presbyterian. Presbyterian shall invoice the Group monthly for the subsequent month's coverage. Payment, as reflected in the invoice from Presbyterian, must be received by Presbyterian on or before the 1<sup>st</sup> day of the month of coverage as follows:

- 1) If the Group has two to nine employees enrolled, payment in the amount of Presbyterian's invoice will be withdrawn from the Group's bank account per the *Authorization Agreement for Prearranged Payments*, attached as Exhibit B. The transaction will occur on the 5th day of the month of coverage or the 1<sup>st</sup> banking day thereafter. Retroactive adjustments required by the termination or addition of enrollees shall be reflected in the subsequent month's invoice.
- 2) If the Group has 10-50 enrolled employees, the Group shall pay to Presbyterian each month the amount shown due on Presbyterian's monthly invoice. Premiums must be made payable to Presbyterian Health Plan, Inc. and/or Presbyterian Insurance Company, Inc. and remitted to:

Presbyterian Health Plan, Inc.  
P.O. Box 911594  
Denver, Colorado 80291-1594

Presbyterian Insurance Company, Inc.  
P.O. Box 911600  
Denver, CO 80291-1600

Group agrees to pay as billed. Retroactive adjustments required by the termination or addition of enrollees shall be reflected in the subsequent monthly invoices.

If the Group's enrollment changes from 10-50 enrolled employees to two to nine enrolled employees, the Group will be set-up for *Prearranged Payments* upon the group's next renewal.

- c)** Acceptance of late, partial or non-electronic payments by Presbyterian shall not constitute a waiver of any present or future rights Presbyterian would otherwise have under this Agreement.
- d)** If the transaction is returned by the Group's financial institution for insufficient funds, account closed, authorization revoked or any other reason caused by an act of the Group, Presbyterian will notify Group as soon as notification is received by Presbyterian. Payment of the amount billed plus a charge of \$30.00 must be received by Presbyterian within 15 days after notification of non-payment is provided.

## **2. Amendments and Changes in Rates and Benefits:**

- a)** In consideration of the enrollment in Presbyterian of eligible Group employees and Dependents, the Group agrees to pay to Presbyterian the monthly prepayment for each Group employee enrolled in Presbyterian, based on the coverage selected by such employee as outlined in the attached rate sheet (s) ("Rates").

Agreed upon rates are guaranteed no less than 12 months from the period as outlined in the Rate Confirmation Sheet commencing with the Effective Date of this Agreement or signed Renewal Confirmation hereafter.

- b) The Group understands that Presbyterian is a prepaid health plan. Payment of the total amount of monthly pre- payments due hereunder shall be made by the Group in advance of each month that Group employees are enrolled with Presbyterian. Presbyterian shall invoice the Group monthly for the subsequent month's coverage. Payment, as reflected in the invoice from Presbyterian, must be received by Presbyterian on or before the 1<sup>st</sup> day of the month of coverage as follows:
- 1) If the Group has two to nine employees enrolled, payment in the amount of Presbyterian's invoice will be withdrawn from the Group's bank account per the *Authorization Agreement for Prearranged Payments*, attached as Exhibit B. The transaction will occur on the 5th day of the month of coverage or the 1<sup>st</sup> banking day thereafter. Retroactive adjustments required by the termination or addition of enrollees shall be reflected in the subsequent month's invoice.
  - 2) If the Group has 10-50 enrolled employees, the Group shall pay to Presbyterian each month the amount shown due on Presbyterian's monthly invoice. Premiums must be made payable to Presbyterian Health Plan, Inc. and/or Presbyterian Insurance Company, Inc. and remitted to:

Presbyterian Health Plan, Inc.  
P.O. Box 911594  
Denver, Colorado 80291-1594

Presbyterian Insurance Company, Inc.  
P.O. Box 911600  
Denver, CO 80291-1600

Group agrees to pay as billed. Retroactive adjustments required by the termination or addition of enrollees shall be reflected in the subsequent monthly invoices.

If the Group's enrollment changes from 10-50 enrolled employees to two to nine enrolled employees, the Group will be set-up for *Prearranged Payments* upon the group's next renewal.

- c) Acceptance of late, partial or non-electronic payments by Presbyterian shall not constitute a waiver of any present or future rights Presbyterian would otherwise have under this Agreement.
- d) If the transaction is returned by the Group's financial institution for insufficient funds, account closed, authorization revoked or any other reason caused by an act of the Group, Presbyterian will notify Group as soon as notification is received by Presbyterian. Payment of the amount billed plus a charge of \$30.00 must be received by Presbyterian within 15 days after notification of non-payment is provided.

### 3. Amendments and Changes in Rates and Benefits:

The parties at any time may agree in writing to amend or modify any provision of this Agreement or the nature and extent of the benefits provided hereunder provided all underwriting guidelines are adhered to. Presbyterian must give the Group a minimum of a sixty (60) days' notice of a rate increase. Notice must be in writing and postmarked, or delivered electronically or by hand no less than sixty (60) days prior to the effective date of the increase. A decrease in Rates may be made by Presbyterian at any time without notice.

- a) Presbyterian shall not decrease in any manner the material benefits provided hereunder without notice to the Group and enrolled employees. The notice must be in writing and delivered by mail, hand delivered or electronically sent no less than sixty (60) days prior to the effective date of the benefit change.
- b) The provision of notice to an enrolled Group employee as required in this Paragraph 3 shall be deemed to constitute proper notice hereunder to each of the employee's enrolled Dependents.

#### **4. Enrollment:**

- a) Following prior inspection of appropriate Group marketing materials, the Group agrees to allow Presbyterian marketing representative's fair and reasonable access to Group members for enrollment purposes. The Group will permit Presbyterian periodic access to eligible Group members for continued enrollment purposes.
- b) Any employee of the Group and any Dependent of an employee, who is eligible to enroll in Presbyterian as of the Effective Date of this Agreement, must apply for enrollment in Presbyterian within thirty-one (31) days from such Effective Date. Any such employee or Dependent who fails to enroll during this initial enrollment period shall not thereafter be allowed to enroll in Presbyterian under this Agreement except during subsequent annual Group enrollment periods identified by Presbyterian and the Group or as specified in Paragraph 4(g) of this Agreement. The employee must have satisfied the Group's established waiting period. Request for enrollment of the employee must be accompanied by an Employee Action Form.
- c) Any employee and his/her Dependent(s) joining the Group initially becoming eligible for benefits between annual Group enrollment periods, shall be offered the opportunity to enroll in Presbyterian. Application for enrollment under this Subparagraph must be made within thirty-one (31) days after the date on which the employee meets or will meet Presbyterian and Group eligibility requirements. Employees or Dependents who fail to enroll prior to the expiration of this thirty-one (31) day period shall not thereafter be allowed to enroll in Presbyterian except during subsequent annual Group enrollment periods identified by Presbyterian and the Group or as specified in Subparagraph 4(g). Presbyterian coverage for persons enrolling under this Subparagraph shall become effective as outlined in the cover page of this Agreement.
- d) Application for the enrollment of a new Dependent of an employee already enrolled in Presbyterian must be made within thirty-one (31) days of the date such Dependent first becomes eligible to enroll in Presbyterian under terms of this Agreement and the Presbyterian Group Subscriber Agreement. Any Dependent who is not enrolled during such thirty-one (31) day period shall not thereafter be allowed to enroll in Presbyterian except during subsequent annual Group enrollment periods identified by Presbyterian and the Group or as specified in Subparagraph 4(g).
- e) An employee who failed to enroll in Presbyterian during a previous enrollment period but who would otherwise be eligible for coverage may enroll in Presbyterian within thirty-one (31) days of acquiring a new Dependent through marriage, birth, adoption or placement for adoption or Court Order, if the new Dependent is also enrolled within this time period. If the new Dependent is a child, the spouse or, if applicable, qualified domestic partner of the employee may also enroll during this time period. No other Dependents may enroll.
- f) An eligible person may enroll as an employee or Dependent after the initial eligibility period if the person

loses coverage under all of the following circumstances:

- 1) the person was covered under a group health plan or had individual health insurance coverage at the time the person was initially eligible to enroll; and
  - 2) the employee stated in writing that employee was not enrolling because of such other coverage; and
  - 3) the employee and/or Dependent is enrolled, and applicable prepayment made within thirty-one (31) days of the date coverage under COBRA was exhausted, or the date the coverage (or the employer's contribution toward coverage) was terminated; and
  - 4) the person's coverage under the other plan or insurance:
    - i. was under a COBRA continuation provision and the coverage under that provision was exhausted;
    - ii. was not under a COBRA continuation period and either the coverage was terminated as a result of loss of eligibility or employer contributions toward the coverage were terminated.
- g)** The Group shall notify Presbyterian of any enrolled employee or Dependent who, for any reason, ceases to be eligible for enrollment in Presbyterian under the terms of this Agreement and the Presbyterian Group Subscriber Agreement, and shall collect from the enrollee, the enrollee's Presbyterian ID card. The notification shall be made by the Group to Presbyterian in writing within thirty (30) days of the date such employee or Dependent loses eligibility. In the event the Group fails to notify Presbyterian within this thirty (30)-day period, and the employee or Dependent obtains benefits or services through Presbyterian after the requested date of termination of coverage, Presbyterian shall be entitled to recover from the Group premium payment at the prevailing Rates stated in this Agreement or subsequent renewal action(s), for all subsequent months through the end of the month in which the employee or Dependent last obtained benefits or services through Presbyterian.

#### **5. Eligibility and Effective Date:**

- a)** The Presbyterian Group Subscriber Agreement sets forth Presbyterian's eligibility requirements and effective dates of Presbyterian enrollment for Group employees, and their Dependents. Presbyterian shall not expel or refuse to enroll or re-enroll any person because of such person's health status, requirements for health care services, age, race, gender, or sexual orientation.
- b)** The Group's waiting period is outlined in the Group's original information paperwork or amended in writing during subsequent renewals or as approved by Presbyterian.
- c)** In order to address situations where employees reside and work outside of the service area, Presbyterian may offer side-by-side products to enroll employees anywhere in the United States once approved by Presbyterian.

**6. Effective Date:** This Agreement shall become effective as of the Effective Date specified in the signature page and shall continue for twelve months after the Effective Date.



This Agreement shall be guaranteed renewable, subject to the provisions of Paragraph 7 below. However, this Agreement may be modified based on the size of the Group upon renewal. Presbyterian shall notify the Group at least sixty (60) days prior to the renewal date of this Agreement of the Rates and terms and conditions of the renewal.

## **7. Termination:**

- a)** The Group may terminate this Agreement at any time by giving Presbyterian thirty (30) days advance notice in writing. Such termination shall become effective only as of the last day of any month. If the Group does not specify such a day as the proposed date of termination, such termination shall nonetheless become effective only as of the later of (1) the last day of the month specified, or (2) the last day of the earliest month in which termination could be effected in compliance with the thirty (30)-day minimum notice requirement of this Subparagraph. In the event the Group fails to give Presbyterian at least thirty (30) days advance written notice of termination, the Group shall pay to Presbyterian, in addition to other damages to which Presbyterian may be entitled, all prepayment amounts that would be payable under this Agreement for the period extending until the last day of the earliest month in which termination would have been effective had the Group complied with the minimum advance notice requirements of this Subparagraph.
- b)** In the event that the Group has fewer than two employees eligible for Presbyterian coverage, or participation requirements specified in Subparagraph 4(b) are not met, or the Group may not be in compliance with the provisions of the plan or this Agreement, Presbyterian may terminate this Agreement by giving the Group thirty (30) days advance notice in writing. Any such termination shall become effective only as of the last day of any month, and the effective date of such termination shall be specified by Presbyterian in the written notice required by this Subparagraph. No such notice shall be required for non-payment. See Subparagraph (e) of this Paragraph.
- c)** In the event that the Group ceases to be a viable business entity operating within the scope of its license and charter for reasons including, but not limited to, closing the business, bankruptcy, or insolvency, Presbyterian may terminate this Agreement by giving the Group thirty (30) days advance notice in writing.
- d)** In the event Presbyterian terminates this Agreement as provided in Subparagraphs (b) or (c) or (f) of this Paragraph 7, the Group shall provide promptly, within five (5) days of receipt of Presbyterian's notice of termination, to each enrollee by hand delivery, by mail or by electronic notice to the enrollees. Termination of this Agreement by Presbyterian shall not become effective sooner than thirty (30) days after the date notice is sent to the employer.
- e)** In the event the Group fails to make the prepayment required under this Agreement (inclusive of any applicable late fees or charges) within fifteen days of the notification that the payment is due, Presbyterian will by written notice terminate this Agreement on the 30th day of notification of non-payment and termination will be effective as of the last date of payment. Non-payment shall be considered a voluntary termination by the Group.
- f)** In the event an individual enrollee has knowingly given false material information in connection with the enrollment of the Group, Presbyterian may terminate the Group retroactively effective as of the original Effective Date. Each Group employee shall be responsible for payment for all services rendered hereunder as of the effective date of such termination and shall reimburse Presbyterian for all such payments at

reasonable charges made by Presbyterian on behalf of the employee or any of employee's Dependent.

- g) Presbyterian may terminate individual enrollees of Presbyterian as provided in the Presbyterian Group Subscriber Agreement.

**8. Continuation:**

- a) Enrollees shall have the option to continue coverage with Presbyterian.
- 1) If applicable, enrollees may elect to continue Group coverage for a period of six months upon termination of employment with the Group or due to a reduction of hours by the Group which results in a loss of coverage for the enrollee; or
  - 2) If applicable, enrollees may elect continuation of coverage under the Consolidated Omnibus Reconciliation Act (COBRA) of 1985, as amended;
  - 3) Continuation of coverage shall be provided regardless of the enrollee's health status. **In the event this Agreement is terminated, coverage for enrollees who have opted for Continuation of Coverage under this Agreement shall also terminate.**
- b) The Group shall be solely responsible for identifying persons entitled to continuation benefits, for providing all notices required to be provided in connection with the availability of such benefits, for billing and collecting any payments or premiums required by the Group in connection with such benefits, and for otherwise administering all facets of its continuation program. The parties agree that Presbyterian is not a Plan Administrator as that term is used in federal laws governing the provision of continuation benefits. Persons availing themselves of Group continuation benefits through enrollment in Presbyterian shall be considered and treated by Presbyterian as employees of the Group. Presbyterian shall assume no obligation with respect to such persons that is different from or in addition to its obligation to existing Group employees.
- c) At the sole discretion of Presbyterian, Presbyterian may allow the Group to reinstate terminated enrollees within four (4) months of termination for those enrollees who have timely elected to receive continuation benefits. The Group shall remit all past due prepayment when billed by Presbyterian. Proof of timely election for continuation benefits will be required on reinstatements requested after the expiration of this four-month period. Presbyterian, upon request, will segregate all enrollees receiving continuation benefits into one billing category.

9. **Conversion:** If an enrollee ceases to be eligible for coverage through the Group and is no longer eligible for continuation benefits, the enrollee may apply for conversion coverage through a separate non-group membership agreement as provided in the Presbyterian Group Subscriber Agreement. The Group shall not incur any expense for or on behalf of an enrollee who has exercised enrollee's conversion rights. In the event that the Group's coverage is terminated, non-group membership will not be available.

10. **Verification of Health Coverage (Certificates):** Presbyterian agrees to provide verification of health coverage to all enrollees of the Group whose enrollment in Presbyterian terminates for any reason upon request of the terminated member. Presbyterian shall prepare and deliver the Certificates in compliance with all applicable requirements of state and federal law. The Group agrees to provide Presbyterian, upon request, with all

information necessary to complete the Certificates.

- 11. Information Necessary for Administration of Agreement:** The Group shall provide Presbyterian with such information as Presbyterian may reasonably require for the administration of this Agreement. Presbyterian shall be entitled to rely upon information provided by the Group regarding the enrollment or termination of enrollment, eligibility, or loss of eligibility, of any Group employee, or Dependent. Presbyterian at its sole discretion may affect retroactive corrections of purely clerical errors made by the Group, but nothing herein shall require it to do so or constitute a waiver of Presbyterian's right to refuse to do so.
- 12. Complete Agreement and Modification:** The complete terms and conditions of the Agreement between Presbyterian and the Group shall consist of this Agreement and exhibits, the Group Subscriber Agreement, the Rate Sheet and the Group's application. Except as provided in Paragraph 18 of this Agreement, no change, amendment or alterations hereto shall become effective unless in writing, signed by both parties.
- 13. Assignment:** This Agreement shall not be assigned, delegated or transferred, in whole or in part, by the Group without the written consent of Presbyterian. Presbyterian may assign, delegate or transfer in whole or in part, this Agreement without the consent of Group.
- 14. Applicable Law:** This Agreement and the rights and obligations hereunder shall be governed by and construed in accordance with the laws of the State of New Mexico.
- 15. Internal Revenue Bulletin:** 2011-2 issued on January 10, 2011 under Notice 2011-1 Affordable Care Act Nondiscrimination Provisions Applicable to Insured Group Health Plans:  
  
Section 10101(d) of the Affordable Care Act adds § 2716 which references the substantive nondiscrimination requirements of § 105(h) of the Internal Revenue Code. Plan sponsors, who include employers, are solely responsible for complying with these rules. Employers or plan sponsors may not establish eligibility rules that favor highly compensated employees. An insured group health plan that fails to comply with these rules may be subject to: (1) an excise tax that generally applies for a plan failing to comply with the requirements (2) civil money penalties or (3) a civil action for employers. Employers or plan sponsors should consult their legal counsel to seek advice on the above requirements for non-discrimination as it relates to their choice of health care coverage.
- 16. Notices:** Any notice required to be given pursuant to the terms and provisions hereof shall be in writing and shall be mailed or hand-delivered to the persons at the addresses listed on the cover of this Agreement.
- 17. Group Reinstatement:** A reinstatement may be requested by Group within 10 days of receiving their termination letter and will be considered provided there has not been more than one payment returned or one collection letter in the last twelve months. A request can be made to escalate the reinstatement request for management review.
- 18. Dispute Resolution:** Representatives of the parties will meet, at the request of either party, in an attempt to resolve any controversy or claim (a "Dispute") relating to this Agreement. If the Dispute is not resolved within five days after the representatives meet to resolve the Dispute, the parties shall select a mediator (the "Mediator") to resolve the Dispute through non-binding mediation. Both parties agree to cooperate with the

Mediator in an effort to resolve the Dispute. If the Dispute is not resolved through either negotiation or mediation within 45 days after the Dispute is first identified, either party may exercise any rights available to the party to resolve the Dispute.

- 19. Amendment:** This Agreement complies with the requirements of the Patient Protection and Affordable Care Act (“PPACA”), as amended, and the parties hereby agree that any requirements or other provisions expressly required by PPACA are hereby incorporated by reference. Upon the enactment of any law or regulation affecting PPACA, or the publication of any court decision relating to any such law, or the publication of any interpretive policy, opinion or guidance of any governmental agency charged with the enforcement of any such law or regulation, Presbyterian may, by written notice to the Group, amend this Agreement to comply with such law or regulation by providing 30 days written notice to the Group. Such amendment shall be binding upon Presbyterian and the Group at the end of the thirty-day period and shall not require the consent of the Group unless (a) the Group provides Presbyterian with notice of objection within the 30-day period; (b) the change has a material adverse economic effect upon the Group as reasonably determined by the Group; (c) such change is not made in order to comply with state or federal law; and (d) the Group delivers written notice to Presbyterian during such 30-day period terminating the Agreement pursuant to Subparagraph 7(a).
- 20. Compliance:** The parties agree to comply with all applicable requirements of federal, state or local laws, rules and/or regulations, including any newly adopted and/or amended during the course of the Agreement.
- 21. No Surprises Act:** Presbyterian agrees to provide the information necessary to satisfy the No Surprises Act requirement of health plans to disclose balance billing prohibitions and network and cost-sharing information to enrollees in accordance with Sec. 2715A of the Public Health Service Act, Sec. 720(c) of ERISA, and/or Sec. 9820(c) of the Internal Revenue Code, as applicable.
- 22. Agreement and Renewal:** Issuance of this Agreement and the rates herein does not guarantee coverage or renewal of coverage and Presbyterian reserves the right to modify rates based upon changes in the demographics and Group size. Coverage shall begin as of the “Effective Date”. This Agreement may be automatically renewed without the signing of another Agreement and renewal of coverage with substantially similar terms and conditions is guaranteed renewable provided (i) the Group informs Presbyterian of its intention to renew; and (ii) Presbyterian receives upon request, all information needed for Business Verification and Participation Verification, including but not limited to a SUTA (State Unemployment Taxes) or current Tax filing, a list of all employees on company letterhead if not part of the SUTA, and valid Waivers for any employees not enrolling (“Documents”).